

# Thank You For Shopping With COZAYH HOME

We value your feedback and want to hear from you. To let us know how we can improve your shopping experience, or to ask a specific question about your order, please find our contact information below.

**Customer Service Line: 1.312.600.5553 (M-F 9am-5pm Central Time)**

**Customer Service Email: Support@cozayh.com**

**Website: www.cozayhhome.com**



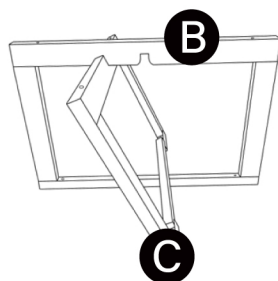
SKU: PH04019

## Assembly Instructions

Laying out all the parts and hardware, identifying each part as shown may help you assemble the table.

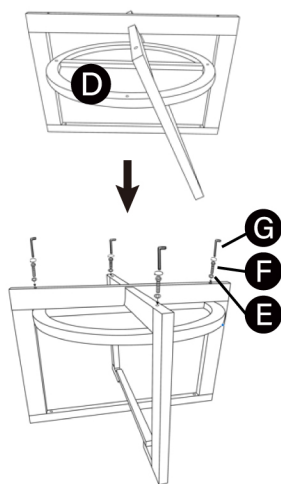
ITEM	PART	DESC.	QTY	ITEM	PART	DESC.	QTY	ITEM	PART	DESC.	QTY
A		Table top	1	D		Bottom shelf	1	G		Allen wrench	1
B		Wood base	1	E		Flat washer	8				
C		Wood base	1	F		Bolts (6×40mm)	8				

### STEP 1



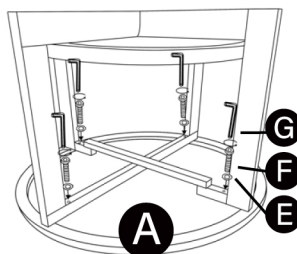
Attach wood base B to wood base C as shown above.

### STEP 2



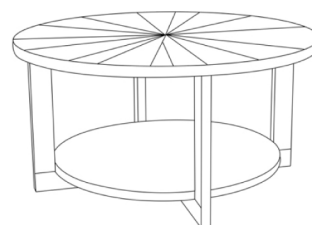
Attach the bottom shelf D to wood base by bolts and flat washers as shown above.

### STEP 3



Attach wood base B and C to the bottom of table top A by bolts and flat washers as shown above.

### STEP 4



Finished product. Please make sure all the bolts are fully tightened before using this table.



### WARNING

- Do not dispose of any packaging or contents of the shipping carton until assembly is completed to avoid accidentally discarding small parts or hardware.
- Choking Hazard – Adult assembly required. It may contain small parts and sharp points.
- Do NOT use power tools.
- This product can hold a maximum load of 50Lbs. Do NOT overload.



COZAYH HOME