

*ASSEMBLY INSTRUCTIONS*  
*COASTER FINE FURNITURE*



*Fine Furniture for every stage of life*

**192502**  
**Dining Chair**

ITEM: **192502**



## ASSEMBLY INSTRUCTIONS

### ASSEMBLY TIPS:

1. Remove hardware from box and sort by size.
2. Please check to see that all hardware and parts are present prior to start of assembly.
3. Please follow attached instructions in the same sequence as numbered to assure fast & easy assembly.



### WARNING!

1. Don't attempt to repair or modify parts that are broken or defective. Please contact the store immediately.
2. This product is for home use only and not intended for commercial establishments.



ASSEMBLY TIME

10 MINUTES

## PARTS IDENTIFICATION

A CHAIR FRAME



1PC

B VELCRO



3PCS

SC SEAT CUSHION



1PC

BC BACK CUSHION

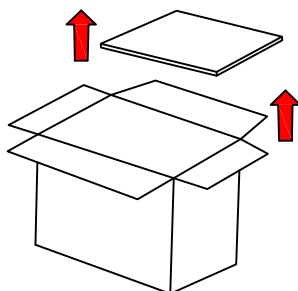


1PC

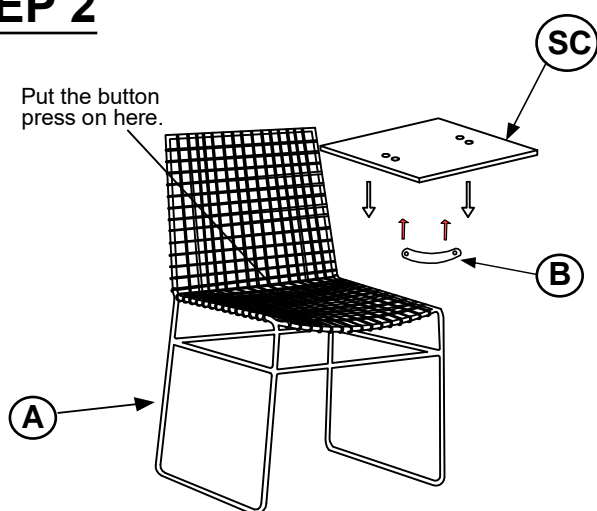
ITEM : **192502**

## ASSEMBLY INSTRUCTIONS

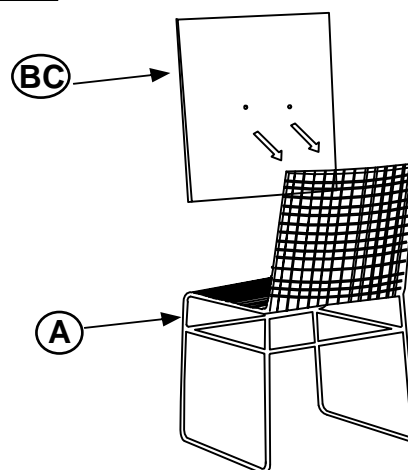
### STEP 1



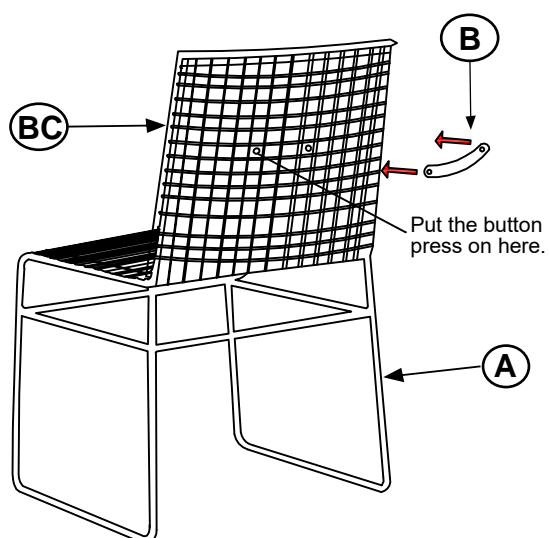
### STEP 2



### STEP 3



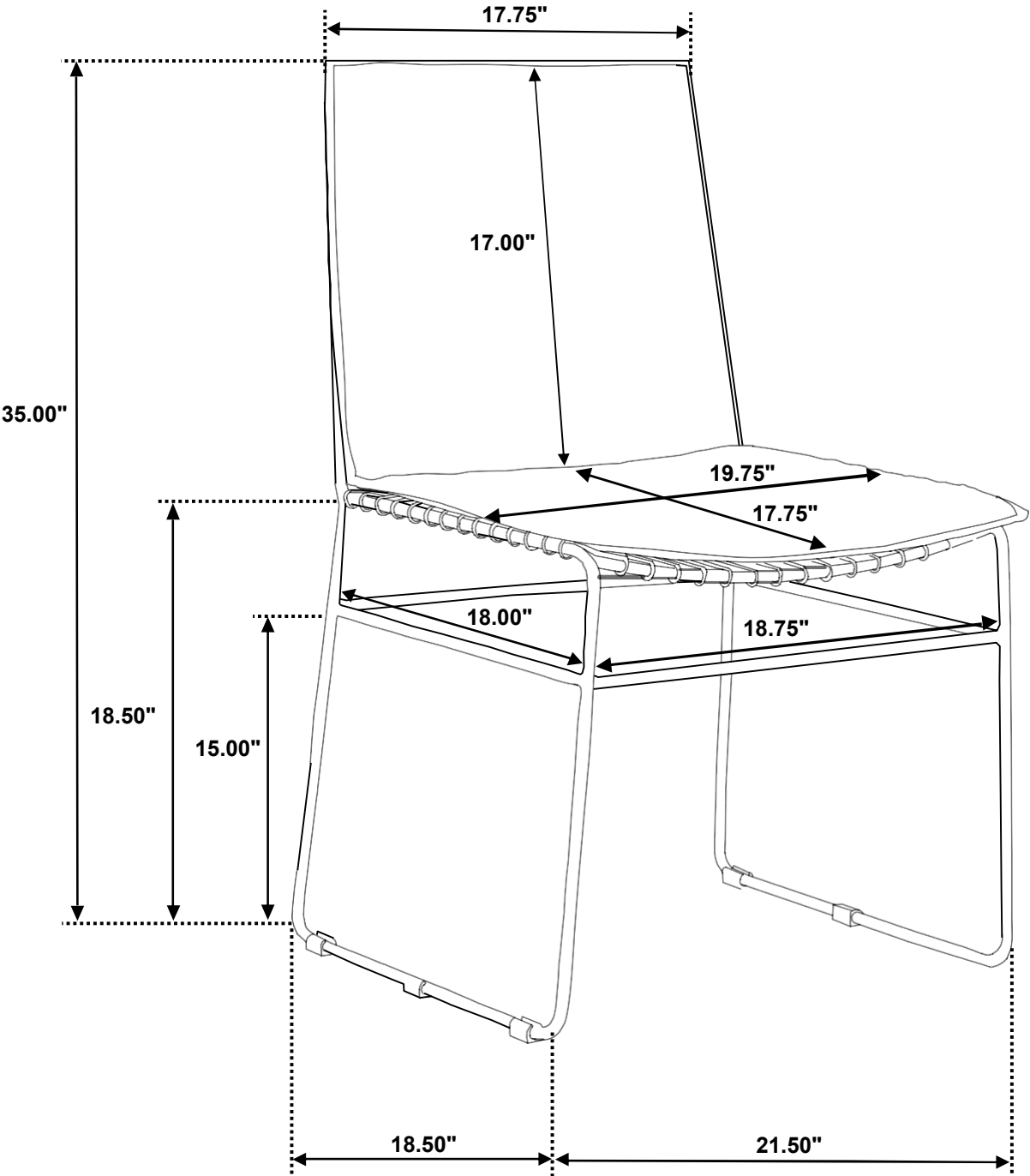
### STEP 4



### STEP 5 **COMPLETE**



ITEM : **192502**



**Note : Dimension tolerance  $\pm 5\%$**