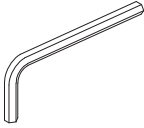
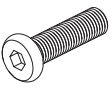




Makeup Table

Y83D23

Assembly Instructions

Step:
Put the cabinet upside down or sideways, assemble the four legs, pay attention to the hardware components are installed in the order of ABCD

			
A. Allen key=1	B. Hexagon screw M6=8	C. Spring pad $\varphi 6=8$	D. Flat pad $\varphi 6=8$

