









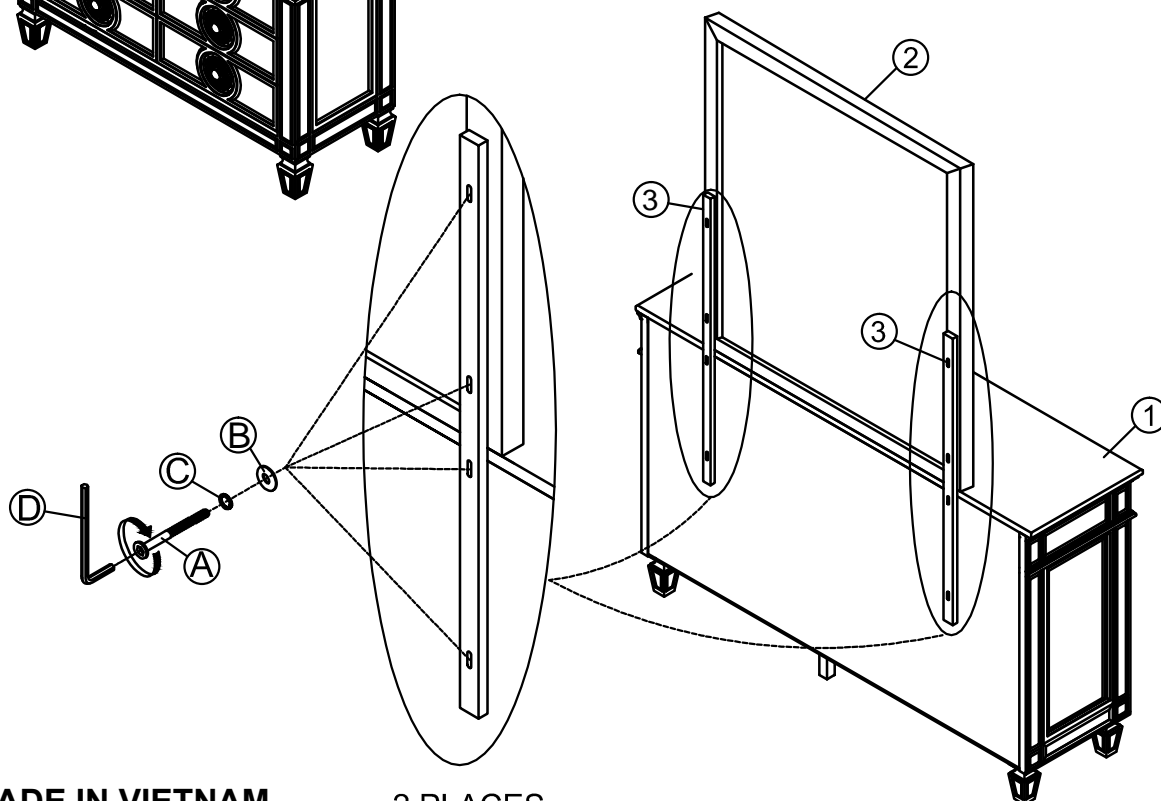
ASSEMBLY INSTRUCTIONS

*** Thank you for purchasing this quality product. Be sure to check all packing materials carefully for small parts which may have come loose inside the carton during shipment. Identify and count all parts and compare with parts list below.

*** Assemble product on a flat, soft surface such as a carpet or cloth to prevent scratching the finish. Read all instruction and study the drawings carefully before starting the assembly process.



COMPONENT LIST			
ITEM		DESCRIPTION	Q'Ty
1		Small Server	1 PC
2		Mirror	1 PC
3		Mirror Support	2 PCS
HARDWARE LIST			
A		Bolt: Ø1/4" *35mm	8 PCS
B		Flat Washer: Ø1/4"*19*2mm	8 PCS
C		Lock washer: Ø1/4"*11*2mm	8 PCS
D		Allen Wrench (M4)	1 PC



MADE IN VIETNAM

2 PLACES