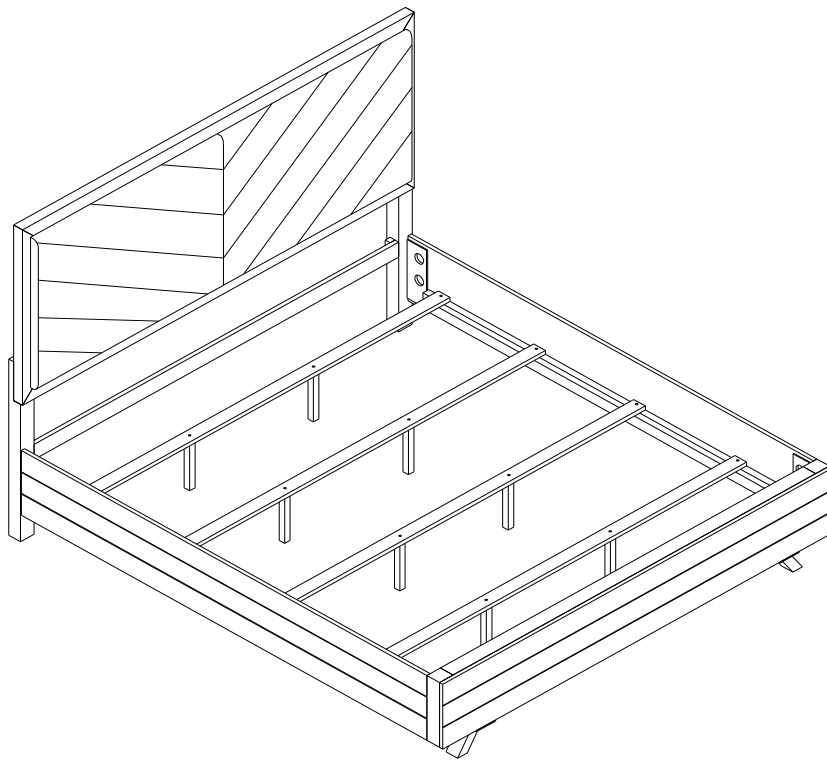


ASSEMBLY INSTRUCTIONS COASTER FINE FURNITURE



Fine Furniture for every stage of life

223421KE(B1-B3)
Eastern King Bed

ITEM: 223421KE (B1-B3)

ASSEMBLY INSTRUCTIONS

ASSEMBLY TIPS:

1. Remove hardware from box and sort by size.
2. Please check to see that all hardware and parts are present prior to start of assembly.
3. Please follow attached instructions in the same sequence as numbered to assure fast & easy assembly.



WARNING!

1. Don't attempt to repair or modify parts that are broken or defective. Please contact the store immediately.
2. This product is for home use only and not intended for commercial establishments.



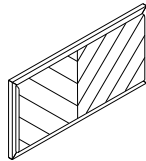
ASSEMBLY TIME

30 MINUTES

PARTS IDENTIFICATION

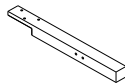
B1 (BOX 1)

A HEADBOARD
PANEL



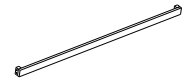
1PC

C RIGHT
HEADBOARD LEG



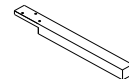
1PC

B HEADBOARD BOTTOM
RAIL



1PC

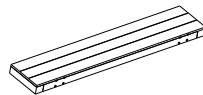
D LEFT
HEADBOARD LEG



1PC

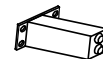
B2 (BOX 2)

E FOOTBOARD



1PC

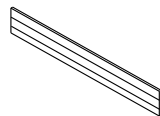
FF FOOTBOARD LEG



2PCS

B3 (BOX 3)

G BED RAIL



2PCS

H BED SLAT SUPPORT
WITH LEVELER



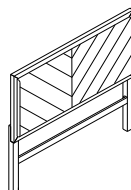
8PCS

I BED SLAT



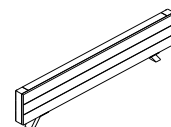
4PCS

HB 223421KE (B1)
FROM BOX 1
HEADBOARD
COMPLETE



1PC

FB 223421KE(B2)
FROM BOX 2
FOOTBOARD
COMPLETE



1PC

NOTE:

Phillips head screw driver is required in the assembly process; however, manufacturer does not provide this item.

ITEM: 223421KE (B1-B3)

ASSEMBLY INSTRUCTIONS

ASSEMBLY TIPS:

1. Remove hardware from box and sort by size.
2. Please check to see that all hardware and parts are present prior to start of assembly.
3. Please follow attached instructions in the same sequence as numbered to assure fast & easy assembly.





WARNING!



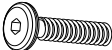



1. Don't attempt to repair or modify parts that are broken or defective. Please contact the store immediately.
2. This product is for home use only and not intended for commercial establishments.

HARDWARE IDENTIFICATION






Z-B1 (BOX 1) - HARDWARE PACK IS LOCATED IN 223421KE (B1)

1	BOLT ($\varnothing 5/16"$ x 50MM- RBW)		10PCS	2	LOCK WASHER ($\varnothing 5/16"$ - RBW)		10PCS
3	FLAT WASHER ($\varnothing 5/16"$ - RBW)		10PCS	4	ALLEN WRENCH (4MM - RBW)		1PC

Z-B2 (BOX 2) - HARDWARE PACK IS LOCATED IN 223421KE (B2)

5	BOLT ($\varnothing 5/16"$ x 22MM- RBW)		8PCS	6	LOCK WASHER ($\varnothing 5/16"$ - RBW)		8PCS
7	FLAT WASHER ($\varnothing 5/16"$ - RBW)		8PCS	8	ALLEN WRENCH (4MM - RBW)		1PC

Z-B3 (BOX 3) - HARDWARE PACK IS LOCATED IN 223421KE (B3)

9	THREADED BOLT ($\varnothing 5/16"$ x 3-1/2" - RBW)		8PCS	10	HALF ROUND NUT ($\varnothing 5/16"$ - RBW)		8PCS
11	HEX NUT ($\varnothing 5/16"$ x 14mm - RBW)		8PCS	12	WRENCH (14MM - RBW)		1PC
13	FLAT HEAD SCREW ($\varnothing 4$ x 30mm - RBW)		8PCS				

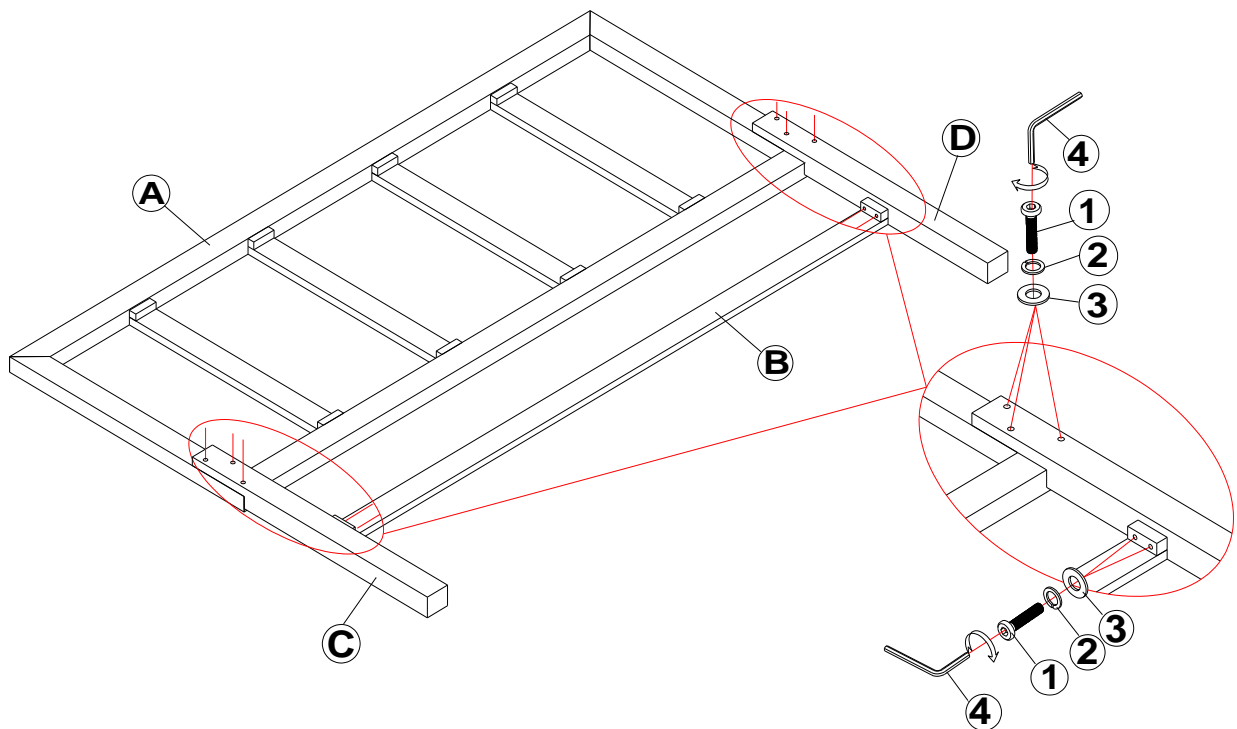
NOTE:

Phillips head screw driver is required in the assembly process; however, manufacturer does not provide this item.

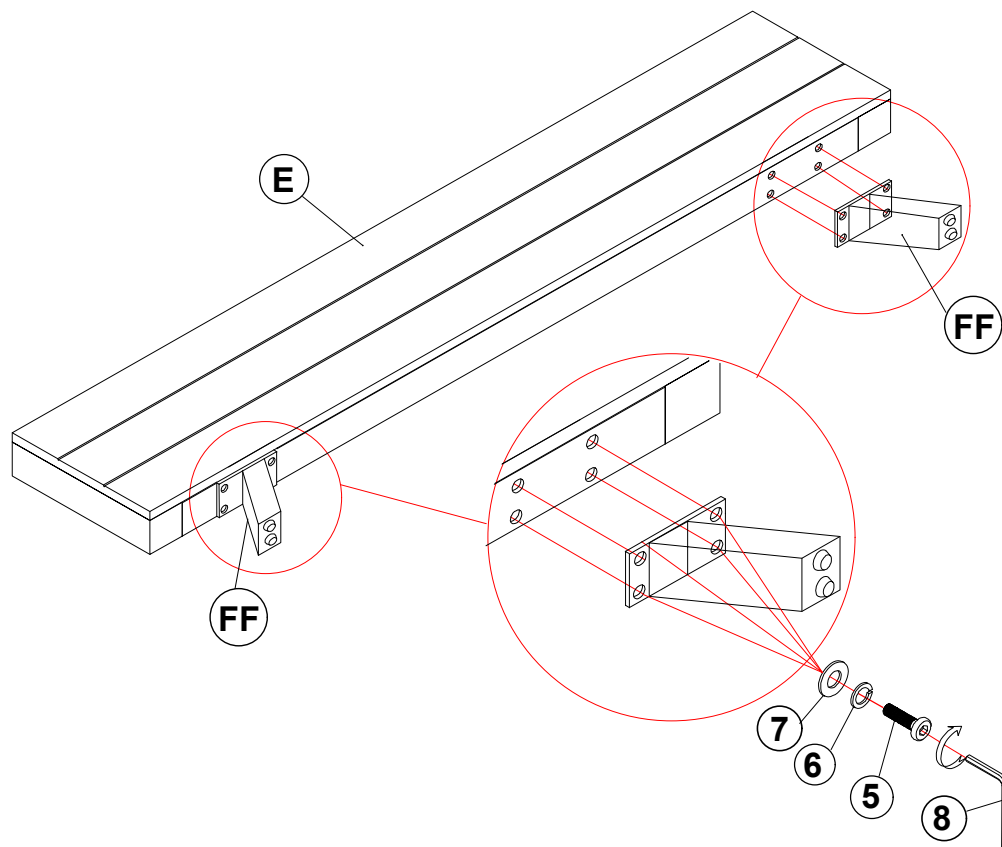
ITEM: **223421KE (B1-B3)**

ASSEMBLY INSTRUCTIONS

STEP 1



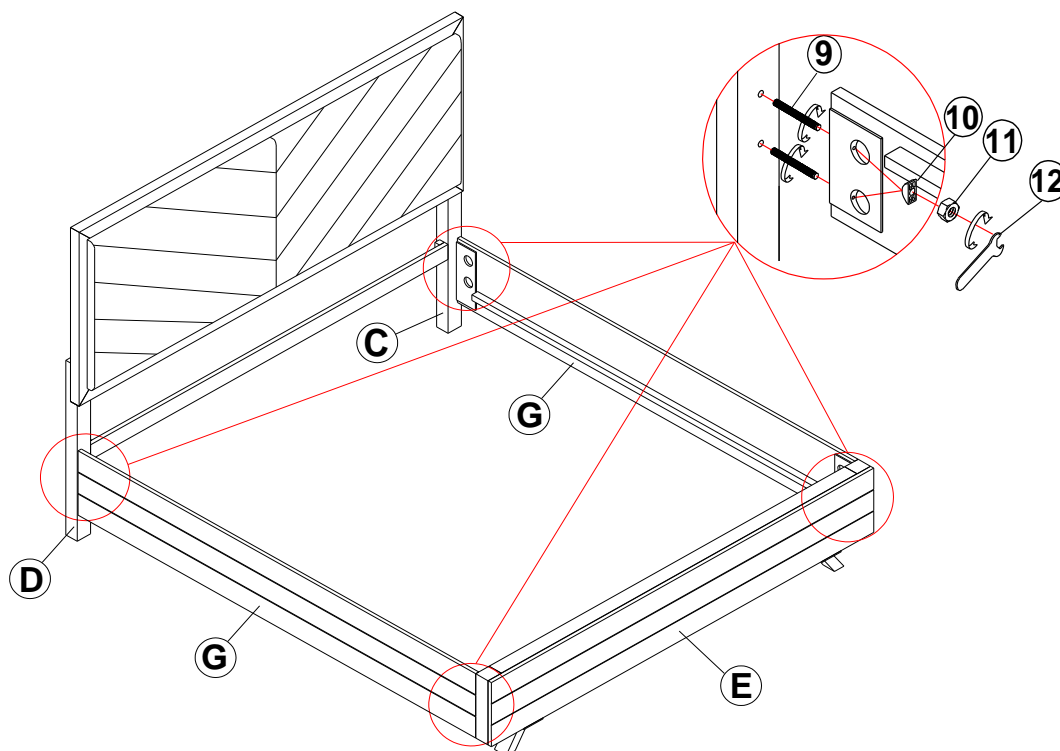
STEP 2



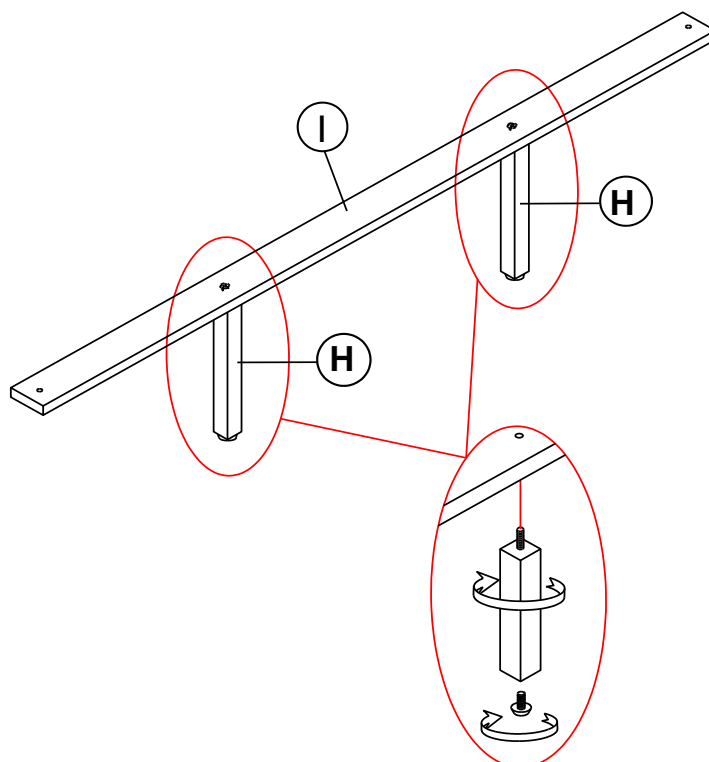
ITEM: **223421KE (B1-B3)**

ASSEMBLY INSTRUCTIONS

STEP 3



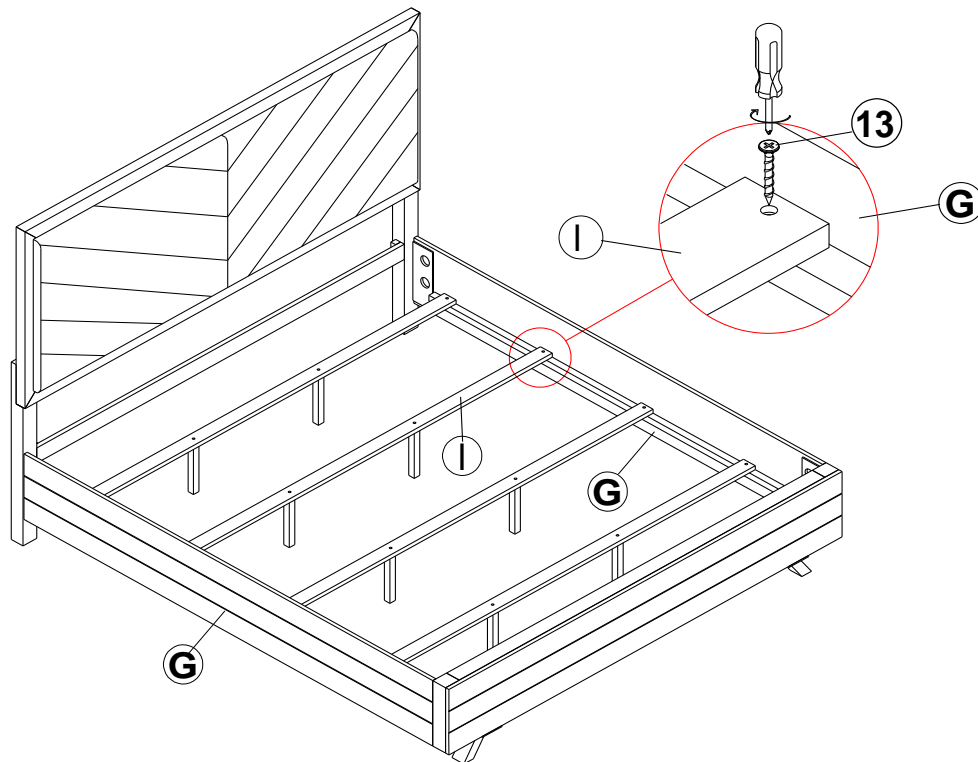
STEP 4



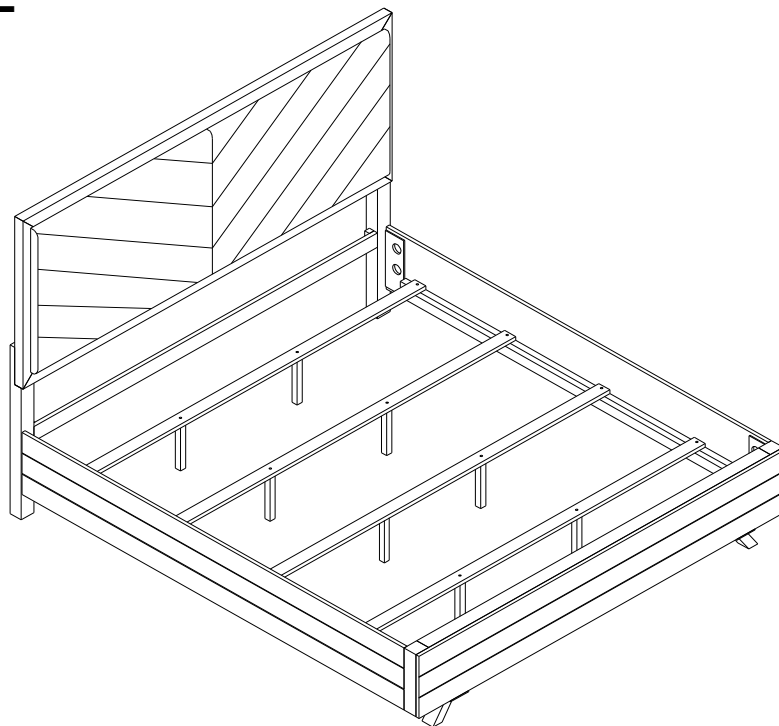
ITEM: **223421KE (B1-B3)**

ASSEMBLY INSTRUCTIONS

STEP 5



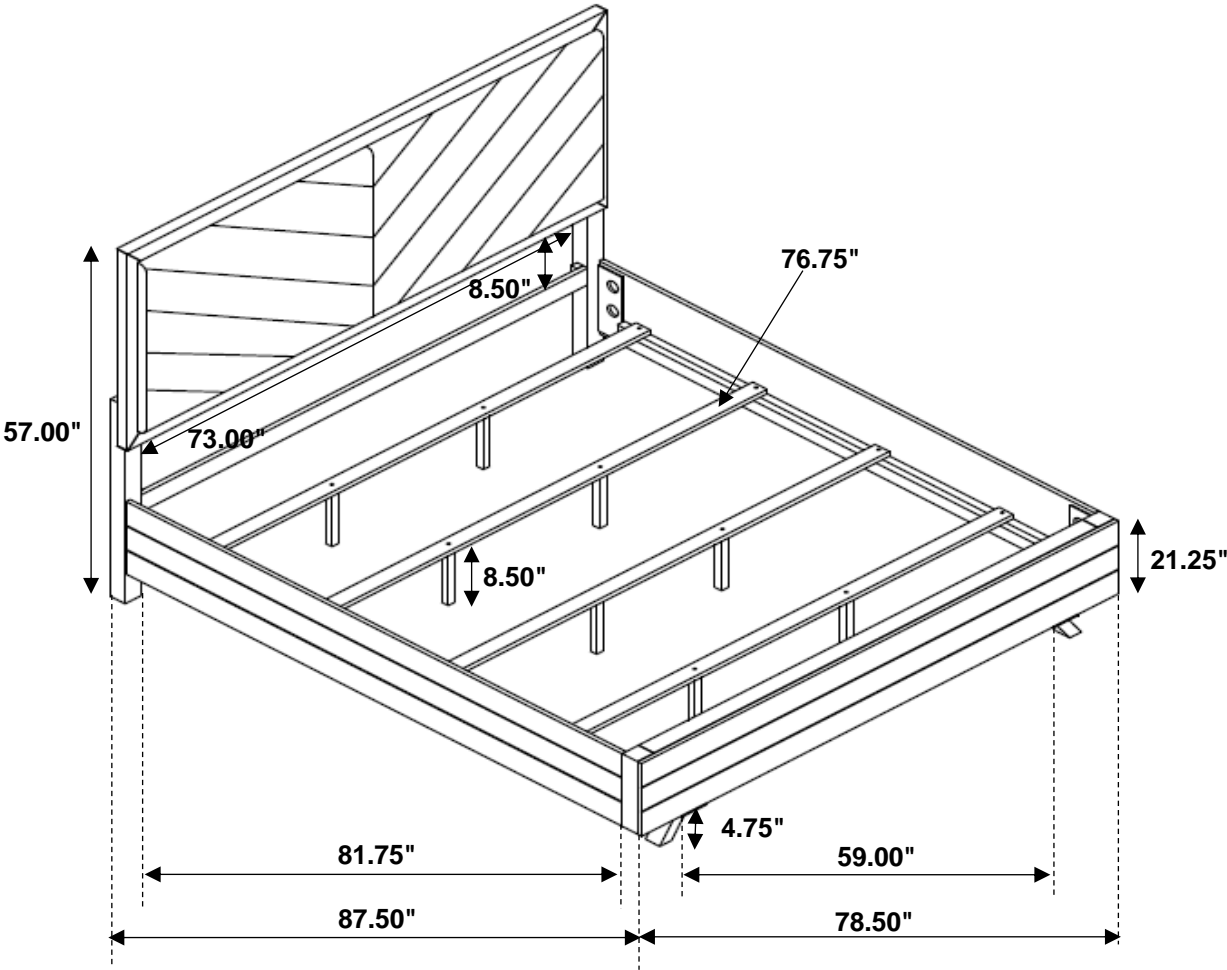
STEP 6 COMPLETE



ITEM: **223421KE (B1-B3)**



Inner Size: 82.00"W X 77.00"D



Note: Dimension tolerance $\pm 5\%$