

NOTICE

- * Please make sure that you have all parts indicated and they are in good condition before you begin assembly of this item. Refer to part list and hardware list below for guidance.
- * This item should be assembled on a soft surface to prevent scratching the finish during assembly.
- * This item may require periodic tightening.
- * If you are having difficulty, our friendly Customer Care team is always here to help. Please email customersupport@safavieh.com














PREPARATION

- * Before beginning assembly of product, make sure all parts are present. Compare parts with part contents list and hardware contents list.
- * If any part is missing or damaged, do not attempt to assemble the product.
- * Estimated Assembly Time: 10 minutes.
- * Tools Required for Assembly (included): Allen Key

CARE AND MAINTENANCE

- * Spot clean using a mild water-free solvent. Only a professional cleaner should undertake a complete overall cleaning.
- * The use of steam or water-based cleaners may cause excessive shrinking or staining.

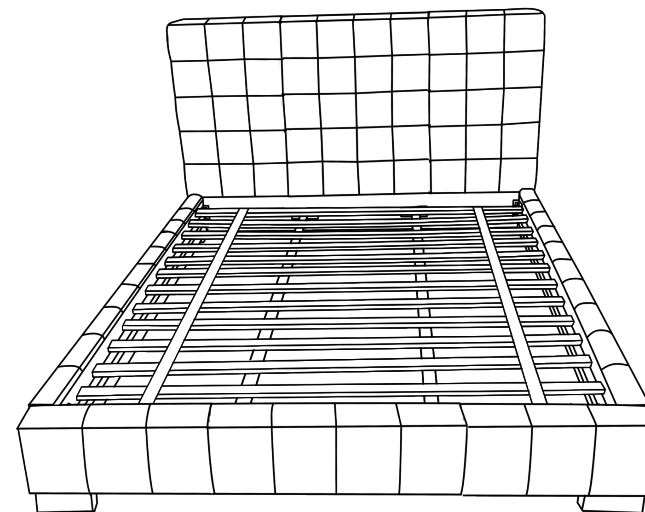
Part List and Hardware List

PIECE	DESCRIPTION	PICTURE	QUANTITY
A	Headboard		1X
B	Footboard		1X
C	Sideboard		2X
D	Bed Legs		4X
E	Slat		1X
F	Cross Slat		2X
G	Support Leg for Cross Slat		4X
HW1	Phillips Screws 4*2*40MM		12X
HW2	Split Lock Washer(M8)		8X
HW3	Flat Washer(M8)		8X
HW4	Socket Screws 8*1.25*65MM		8X
HW5	Allen Key		1X
HW6	Wrench		1X

SAFAVIEH COUTURE

Model#: SFV4814-K

Dimensions: 83.1"WX 94.5"Dx53.1"H



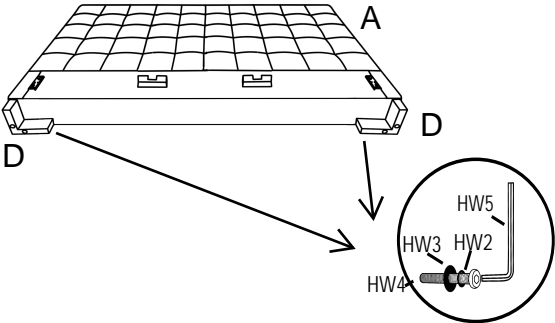
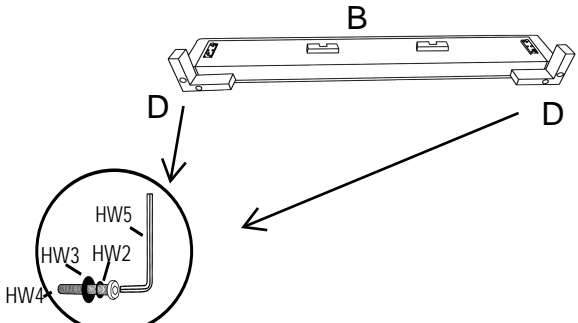
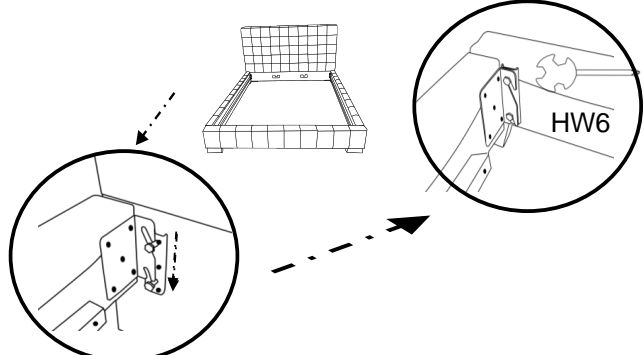
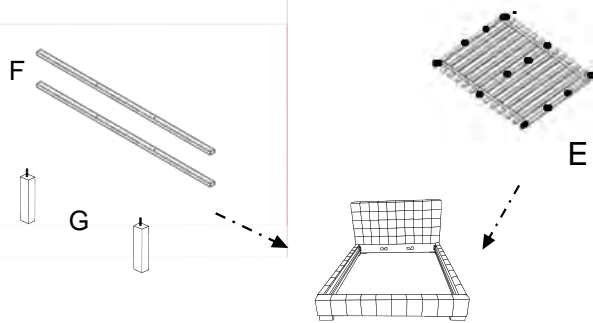
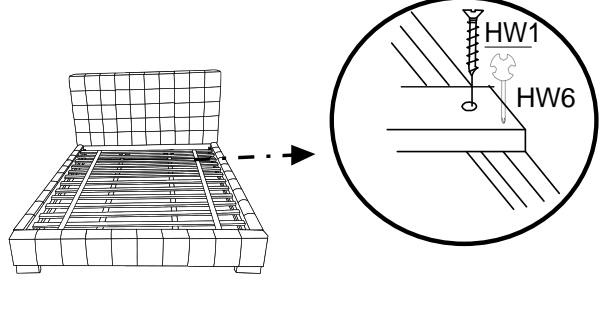
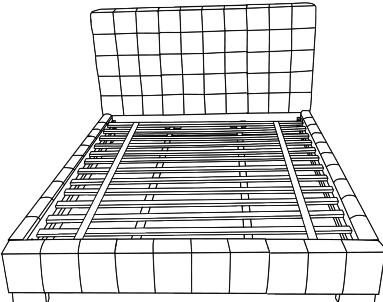
Weight Capacity: 825 lbs

WARNING: DO NOT STAND ON BED

WARNING: DO NOT OVER TORQUE BOLTS/SCREWS

PREPARATION

- * Before beginning assembly of product, make sure all parts are present. Compare parts with part contents list and hardware contents list.
- * If any part is missing or damaged, do not attempt to assemble the product.
- * Estimated Assembly Time: 10 minutes.
- * Tools Required for Assembly (included): Allen Key
- * If you are having difficulty, our friendly Customer Care team is always here to help. Please email customersupport@safavieh.com

		
<p>STEP2 Attach bed legs D with headboard by using Allen key HW5 and hardware HW2,HW3,HW4 as shown, tighten until secure.</p>	<p>STEP2 Doing the same as step1, attach the other two bed legs D with footboard B by using Allen key HW5 and hardware HW2,HW3,HW4 as shown, tighten until secure.</p>	<p>STEP3 Attach the sideboard C with headboard and footboard(Step1 and Step2) by sliding the iron plates onto the bolts, the metal card should be alignment card slot when install it, then press it lightly.</p>
		
<p>STEP4 Rotate the slat legs G to the middle rod of slat F. Put it inside the middle of the bed, and then, smooth the slat E inside the bed.</p>	<p>STEP5 Secure the slat with screw HW1 by using wrench HW6. There are totally 12 holes on slat to make sure it stable, it's shown in step 4.</p>	<p>It's finished as shown, your bed is ready for use.</p>