



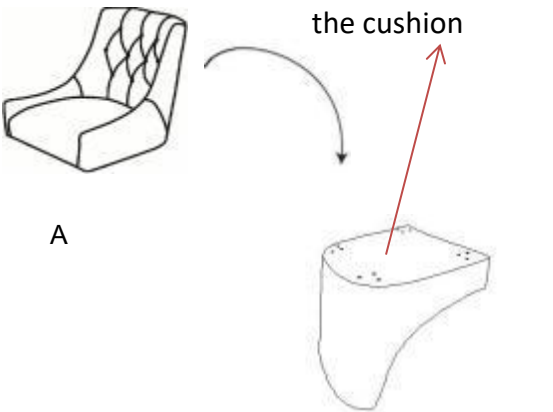
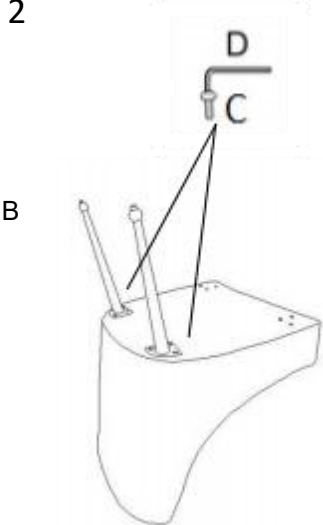
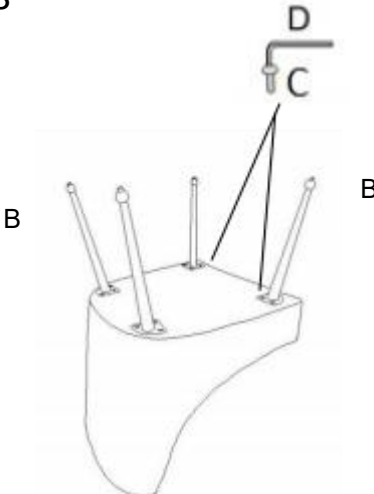
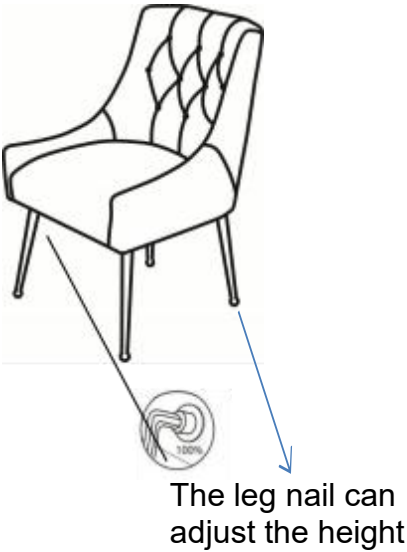


ASSEMBLY INSTRUCTION

<<Before assembling,read all the instruction>>

 A	 4 pcs B	 12pcs C	 M6 D
--	---	---	--

Note: Put all the screws into the hole site,And then tighten them. Do not tighten one by one

<p>Step 1</p>  <p>A</p>	<p>Step 2</p>  <p>B</p>
<p>Step 3</p>  <p>B</p>	<p>Step 4</p>  <p>The leg nail can adjust the height</p>