

# COUVER PULL-OUT DRAWER INSTALL INSTRUCTION

**1. Tilt the drawer unit into the cabinet.**



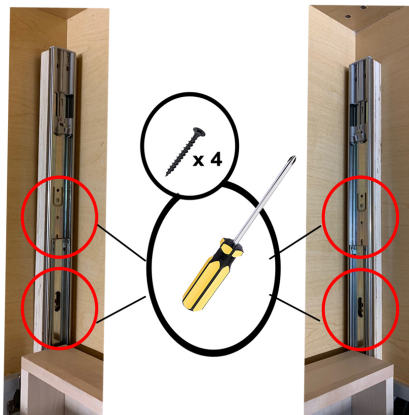
**2. Slide the unit in place.**




**3. Option 1. ( Side Mount )**

Slide out the drawer box.

Locate the provided 4 long screws and fasten both rails to the side walls.

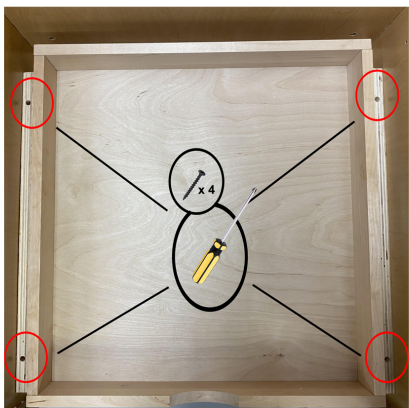


**4. Use 4 screw cap covers to cover.**



**3. Option 2. (Bottom Mount)**

Locate the provided 4 long screws and fasten both rails to the bottom of the cabinet.



**5. Test and pull out the drawer box.**

**Complete and ready to use.**

