














ASSEMBLY INSTRUCTIONS

Don't tighten any bolts until all bolts on a step have been started!

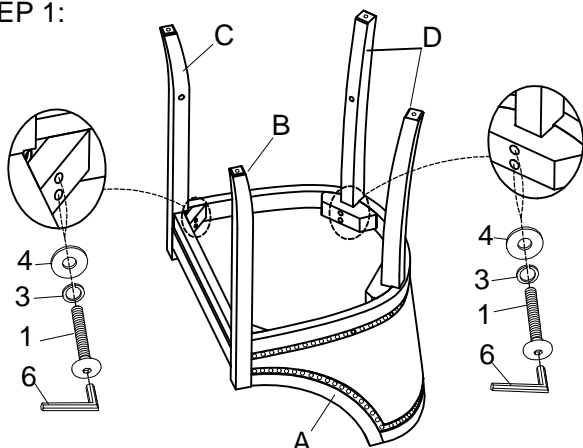
Thank you for purchasing this quality product. Be sure to check all packing material carefully for small parts, which may have come loose inside the carton during shipment. Identify and count all parts and compare with the **HARDWARE LIST** below.

NO.	PARTS LIST	PARTS NO.	Q'TY
A	 Fabric Seat	B2556-2630FP1	1
B	 Left Front Leg	B2556-26FP2 B2556-30FP2	1
C	 Right Front Leg	B2556-26FP3 B2556-30FP3	1
D	 Back Legs	B2556-26FP6 B2556-30FP6	2
E	 Front Stretcher	B2556-2630FP4	1
F	 "U" Stretcher	B2556-2630FP5	1

NO.	HARDWARE LIST	PARTS NO.	Q'TY
1	 1/4"*2-1/4"	B2556-2630FP7	8
2	 1/4"*1-1/2"		2
3	 1/4"		10
4	 1/4"*19mm		10
5	 8*38mmL		4
6	 Allen Wrench		1

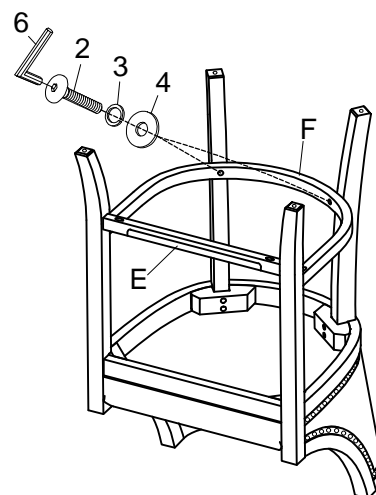
 Philips Head Screwdriver required for assembly, but not included.

STEP 1:



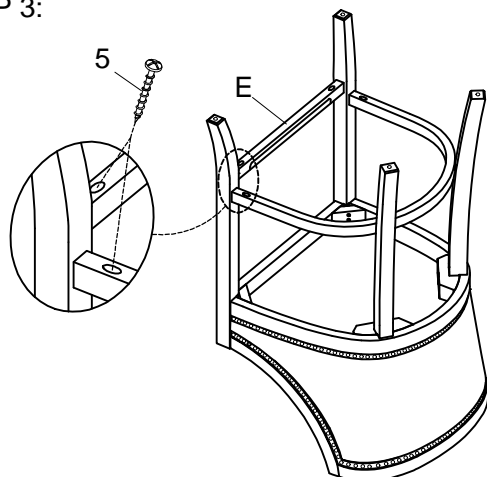
1. Loosely attach the Left Leg(B) and Right Leg(C) to the Fabric Seat(A), using Bolts(1+3+4) to tighten, as show.
2. Loosely attach the two Back Legs(D) to the Fabric Seat(A), using Bolts(1+3+4) to tighten, as show.

STEP 2:



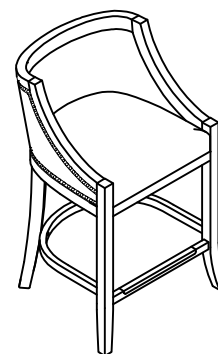
1. Loosely attach the Back Stretcher (F) to the Back leg (D), using Bolts (2+3+4) to tighten, as shown.

STEP 3:



1. Loosely attach the Front stretcher (E) to the Left (B) and Right Left (C), using Screw (5) with a Philips head screwdriver to tighten, as shown.

STEP 4:



1. Right side up the stool.
2. It's complete for using.

Caution: 1. All bolts must be tightened mandatorily in the final step.
2. It is also mandatorily recommended to periodically check bolts and retighten as needed.

If you find that your furniture has a missing or damaged part, contact our customer service representative at the number shown, and we will be happy to assist you.

Thank you for making American Woodcrafters a part of your home.
1-(336)861-0003 Customer Service.