



ASSEMBLY INSTRUCTIONS COASTER FINE FURNITURE



Fine Furniture for every stage of life

509807 Storage Ottoman

REVISION 0 : 11/29/2021
REVISION 1 : 03/10/2022
REVISION 2 : 03/18/2022
REVISION 3 : 07/12/2022
REVISION 4 : 05/26/2023

PAGE 1 OF 3

COASTERFURNITURE.COM

ITEM: **509807**



ASSEMBLY INSTRUCTIONS


ASSEMBLY TIPS:

1. Remove hardware from box and sort by size.
2. Please check to see that all hardware and parts are present prior to start of assembly.
3. Please follow attached instruction in the same sequence as numbered to assure fast & easy assembly.



WARNING!

1. Don't attempt to repair or modify parts that are broken or defective. Please contact the store immediately.
2. This product is for home use only and not intended for commercial establishment.

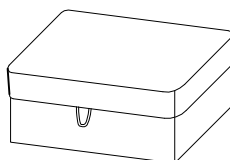


ASSEMBLY TIME

5 MINUTES

PARTS IDENTIFICATION

A OTTOMAN FRAME



1PC

B LEG



4PCS

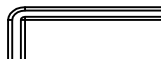
HARDWARE IDENTIFICATION

1 BOLT
(5/16" x 35MM - BLK)



12PCS

2 ALLEN WRENCH
(M4 x 75MM - BLK)



1PC

3 LOCK WASHER
(5/16" x 2MM - BLK)



12PCS

4 FLAT WASHER
(5/16" x 2MM - BLK)



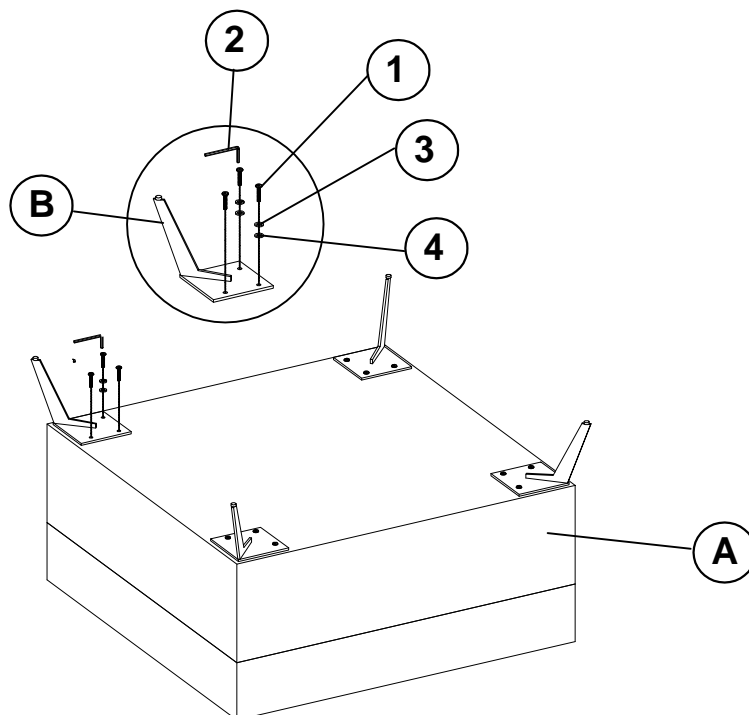
12PCS

ITEM: **509807**


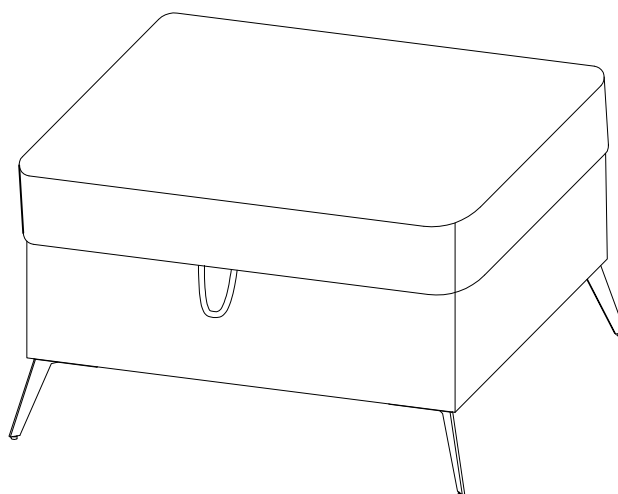


ASSEMBLY INSTRUCTIONS

STEP 1



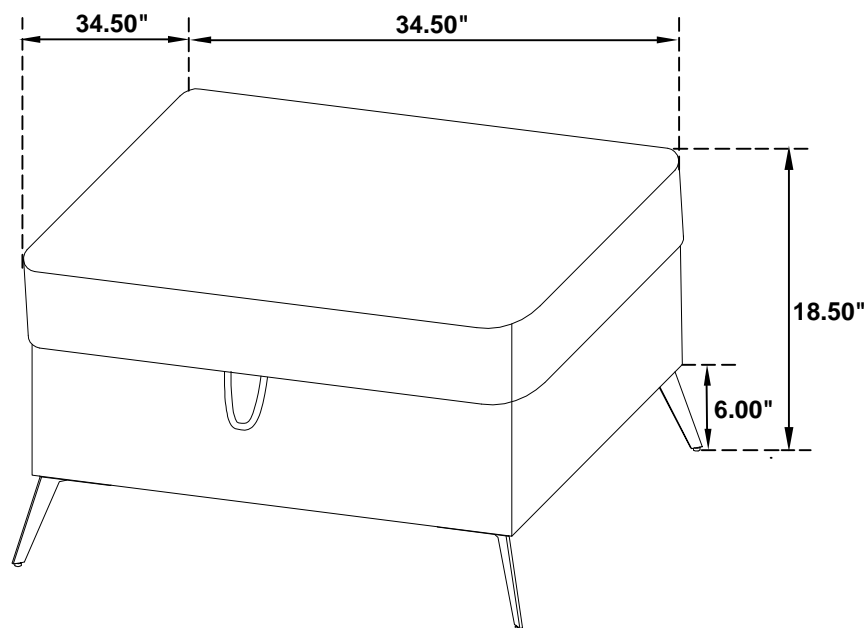
STEP 2 COMPLETE



ITEM: **509807**



Inner Size: 31.50"W X 31.50"D X 4.50"H



Note: Dimension tolerance $\pm 5\%$