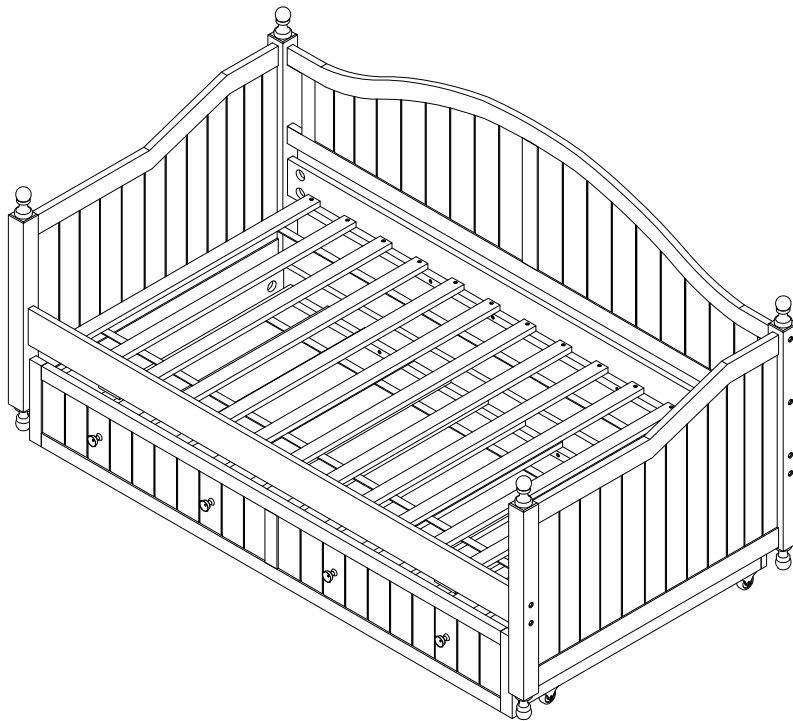




# *ASSEMBLY INSTRUCTIONS*

## *COASTER FINE FURNITURE*



*Fine Furniture for every stage of life*

**301053 (B1-B3)**  
**Day Bed**

# ITEM: 301053(B1-B3)



## ASSEMBLY INSTRUCTIONS


### ASSEMBLY TIPS:

1. Remove hardware from box and sort by size.
2. Please check to see that all hardware and parts are present prior to start of assembly.
3. Please follow attached instructions in the same sequence as numbered to assure fast & easy assembly.



### WARNING!

1. Don't attempt to repair or modify parts that are broken or defective. Please contact the store immediately.
2. This product is for home use only and not intended for commercial establishments.



**ASSEMBLY TIME**

**30 MINUTES**

## PARTS IDENTIFICATION

### B1 (BOX 1)

**A RIGHT SIDE PANEL**



**1PC**

**B LEFT SIDE PANEL**



**1PC**

**C FINIAL**




**4PCS**

**D BUN FOOT**



**4PCS**

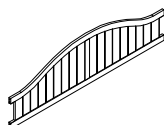
**E ROLL SLAT (13PCS)**



**1 SET**

### B2 (BOX 2)

**F BACK PANEL**



**1PC**

**G FRONT RAIL**



**1PC**


**H BACK RAIL**



**1PC**

### B3 (BOX 3)

**I TRUNDLE ROLL SLAT (13PCS)**



**1 SET**

**J TRUNDLE FRONT PANEL**



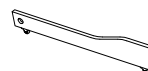
**1PC**

**K TRUNDLE BACK PANEL**



**1PC**

**L TRUNDLE RIGHT SIDE PANEL WITH CASTER**



**1PC**

**M TRUNDLE LEFT SIDE PANEL WITH CASTER**



**1PC**

**X KNOB WITH BOLT**



**4PCS**

### NOTE:

Phillips head screw driver is required in the assembly process; however, manufacturer does not provide this item.

# ITEM: 301053(B1-B3)



## ASSEMBLY INSTRUCTIONS

### ASSEMBLY TIPS:

1. Remove hardware from box and sort by size.
2. Please check to see that all hardware and parts are present prior to start of assembly.
3. Please follow attached instructions in the same sequence as numbered to assure fast & easy assembly.








### WARNING!







1. Don't attempt to repair or modify parts that are broken or defective. Please contact the store immediately.
2. This product is for home use only and not intended for commercial establishments.

## HARDWARE IDENTIFICATION

### Z-B2 (BOX2) - HARDWARE PACK IS LOCATED IN 301053 (B2)

1	<b>BOLT</b> (1/4 x 110mm Φ 15L4 - BLK)		12PCS	4	<b>WOOD DOWEL</b> (10 x 40mm)		8PCS
2	<b>HALF ROUND NUT</b> (1/4 x 22mm - BLK)		12PCS	5	<b>ALLEN WRENCH</b> (4 x 57MM - BLK)		1PC
3	<b>FLAT HEAD SREW</b> (4 x 30mm - BLK)		26PCS				

### Z-B3 (BOX3) - HARDWARE PACK IS LOCATED IN 301053 (B3)

6	<b>LONG BOLT</b> (1/4 x 50mm Φ 12L4 - BLK)		2PCS	10	<b>WOOD DOWEL</b> (10 x 40mm)		4PCS
7	<b>HALF ROUND NUT</b> (1/4 x 22mm - BLK)		2PCS	11	<b>ALLEN WRENCH</b> (4 x 57MM - BLK)		1PC
8	<b>SHORT BOLT</b> (1/4 x 35mm Φ 12L4 - BLK)		4PCS				
9	<b>FLAT HEAD SCREW</b> (4 x 30mm - BLK)		26PCS				

### NOTE:

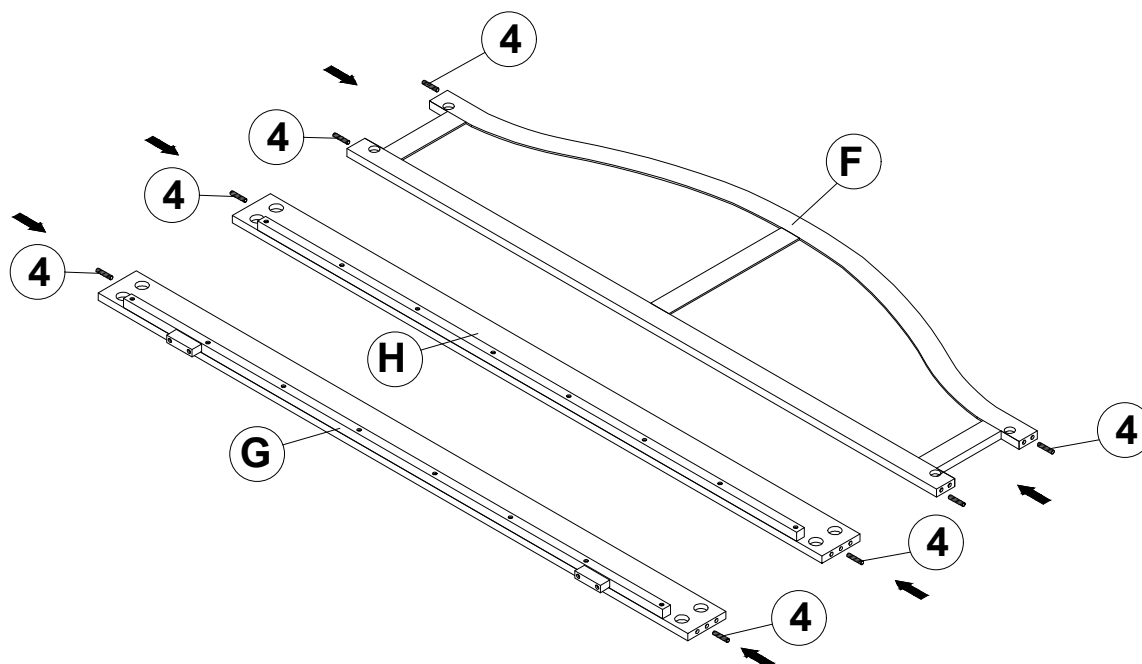
Phillips head screw driver is required in the assembly process; however, manufacturer does not provide this item.

ITEM: **301053(B1-B3)**

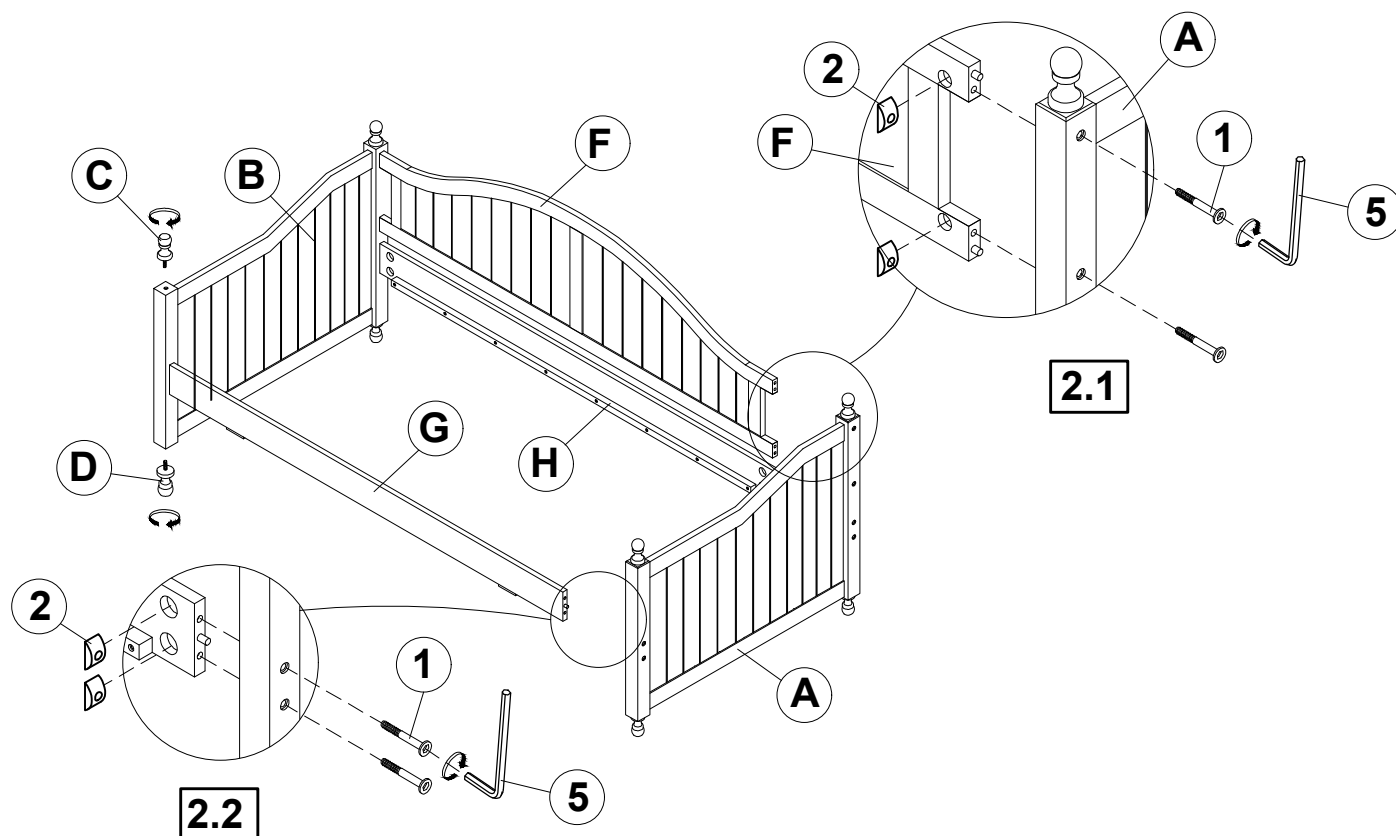
## ASSEMBLY INSTRUCTIONS

**COASTER**  
FINE FURNITURE

### STEP 1



### STEP 2

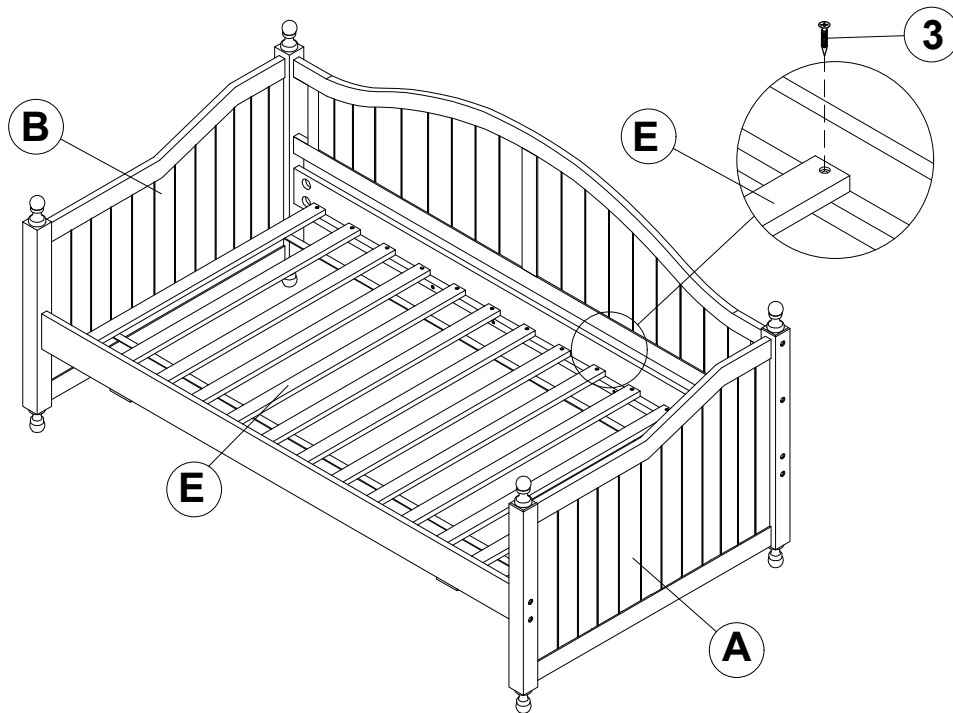


ITEM: **301053(B1-B3)**

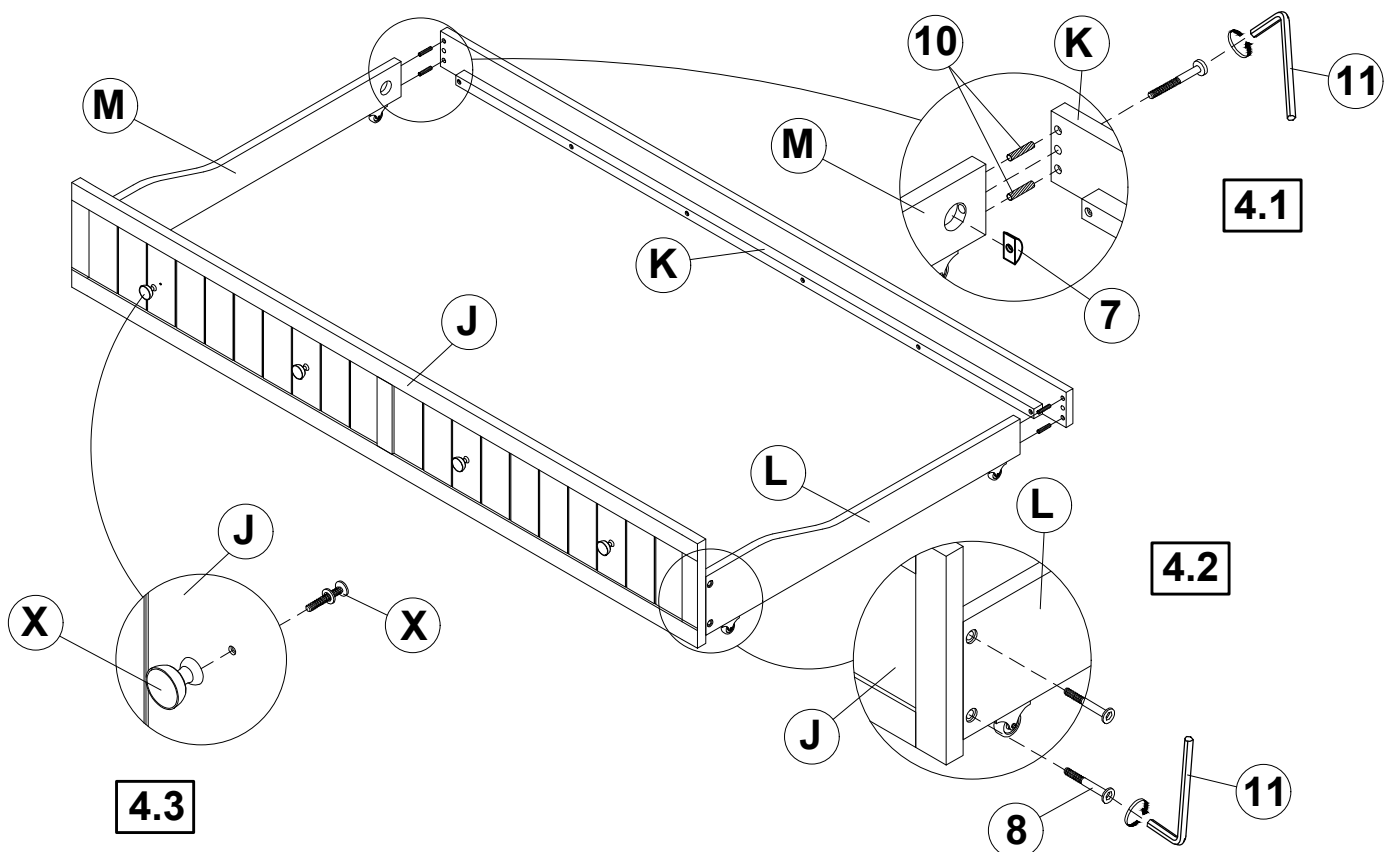
## ASSEMBLY INSTRUCTIONS

**COASTER**  
FINE FURNITURE

### STEP 3



### STEP 4

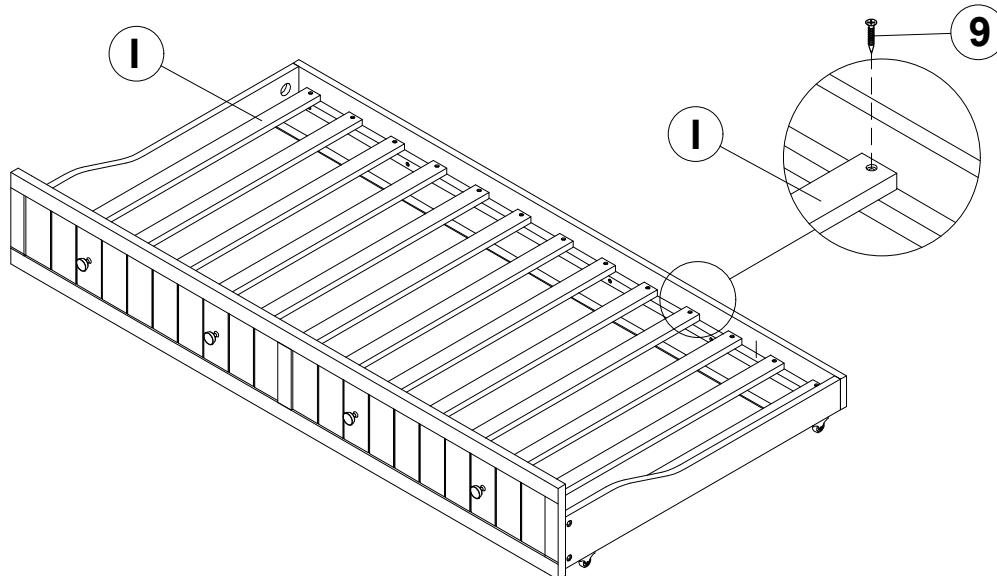


ITEM: **301053(B1-B3)**

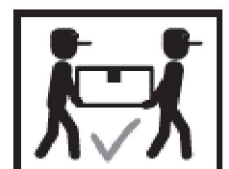
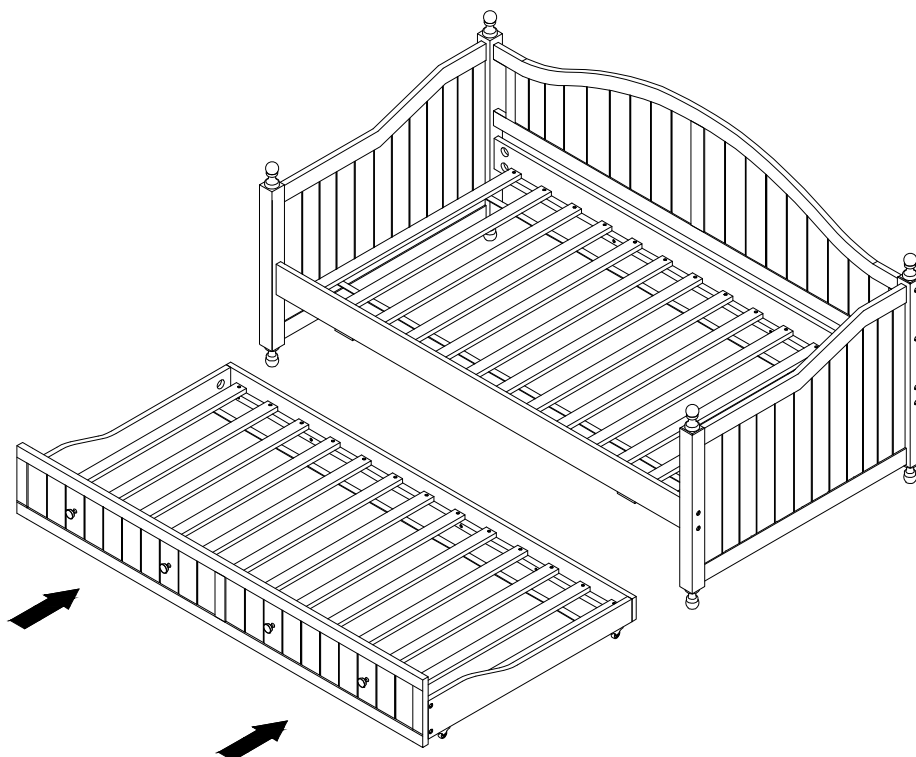
## ASSEMBLY INSTRUCTIONS



### STEP 5



### STEP 6 COMPLETE

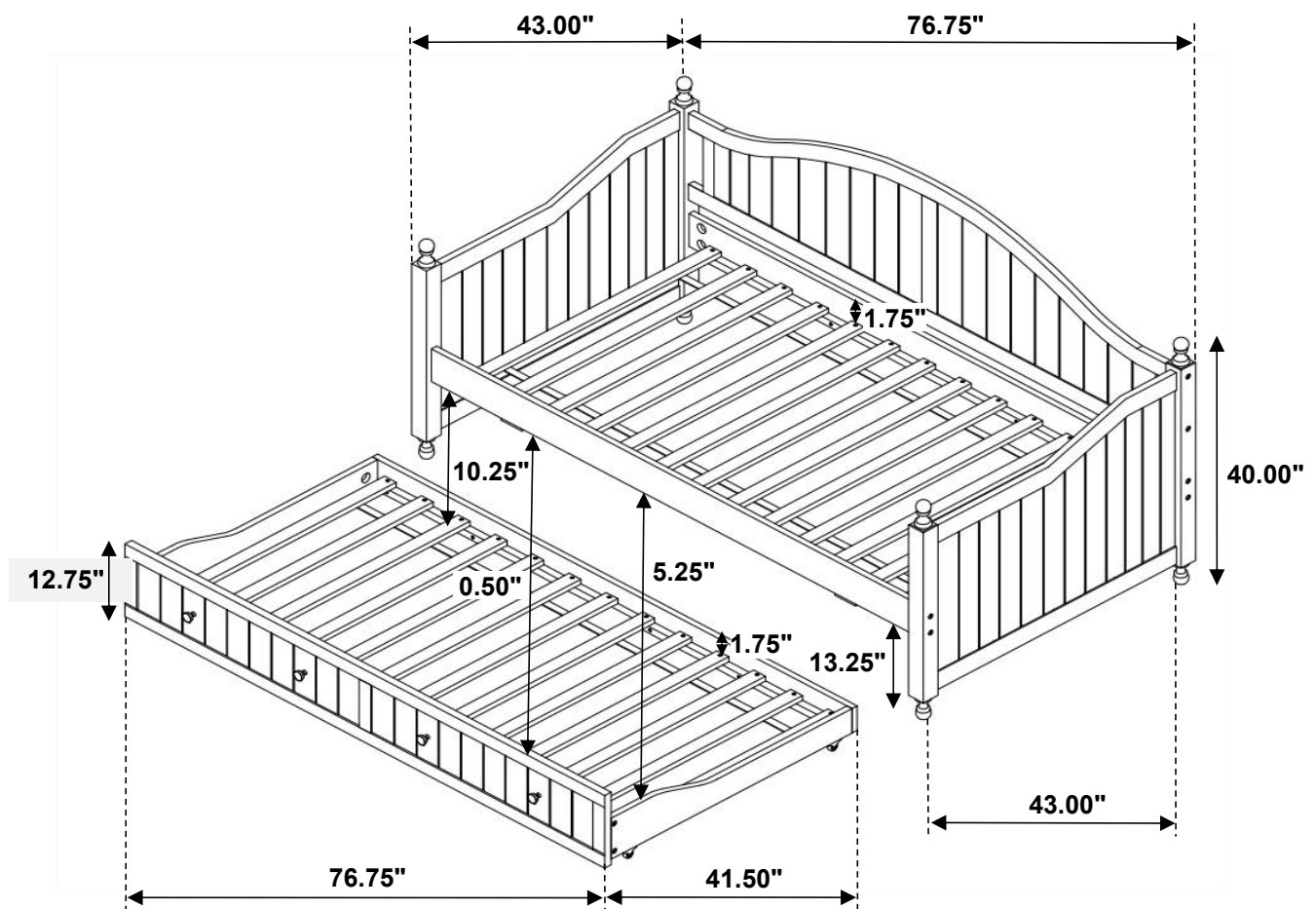


ITEM: **301053(B1-B3)**



Inner Size: 80.00"W x 40.00"D

Trundle Inner Size: 75.25"W x 40.00"D



Note: Dimension tolerance  $\pm 5\%$