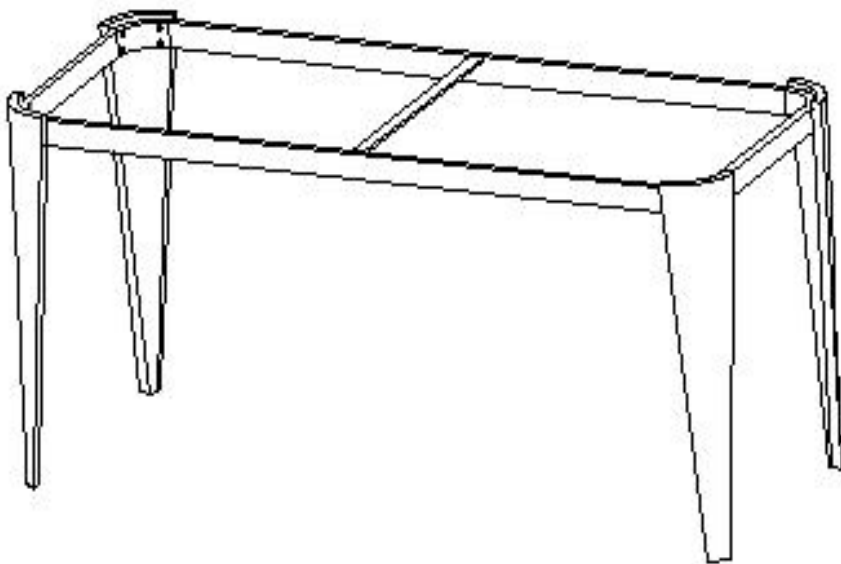




ASSEMBLY INSTRUCTIONS

COASTER FINE FURNITURE



Fine Furniture for every stage of life

709649
Sofa Table

ASSEMBLY INSTRUCTIONS

ASSEMBLY TIPS:

- 1. Remove hardware from box and sort by size.
- 2. Please check to see that all hardware and parts are present prior to start of assembly.
- 3. Please follow attached instructions in the same sequence as numbered to assure fast & easy assembly.



WARNING!

- 1. Don't attempt to repair or modify parts that are broken or defective. Please contact the store immediately.
- 2. This product is for home use only and not intended for commercial establishments.



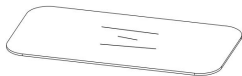
ASSEMBLY TIME

30 MINUTES

PARTS IDENTIFICATION

B1 (BOX 1)

A top glass



1PCS

B2 (BOX 2)

B Frame



1PCS

C legs



4PCS

NOTE:

Phillips head screw driver is required in the assembly process; however, manufacturer does not provide this item.

ASSEMBLY INSTRUCTIONS

ASSEMBLY TIPS:

1. Remove hardware from box and sort by size.
2. Please check to see that all hardware and parts are present prior to start of assembly.
3. Please follow attached instructions in the same sequence as numbered to assure fast & easy assembly.

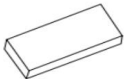






WARNING!

1. Don't attempt to repair or modify parts that are broken or defective. Please contact the store immediately.
2. This product is for home use only and not intended for commercial establishments.

HARDWARE IDENTIFICATION

Z-B2 (BOX 2) - HARDWARE PACK IS LOCATED IN 709649 (B2)

1	Glass Rest		6pcs
2	ALLEN WRENCH 8mm		1PC
3	SHORT BOLT (M8*35mm)		16PCS
4	Flat washer (Dia10mm)		16PCS
5	plastic leg (M8*10mm)		4PCS

Hardware pack is located in 709649 B2

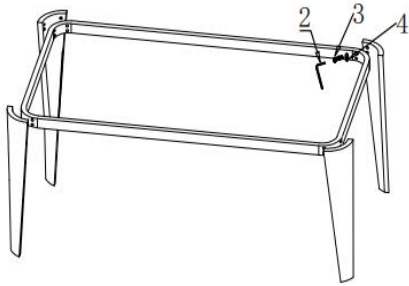
NOTE:

Phillips head screw driver is required in the assembly process; however, manufacturer does not provide this item.

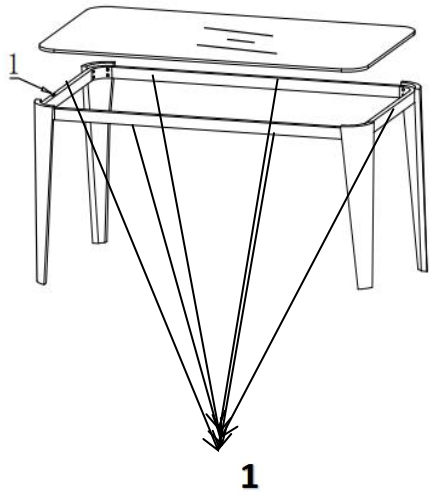
ITEM:709649(B1-B2)

ASSEMBLY INSTRUCTIONS

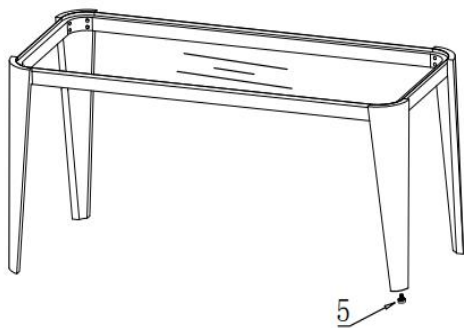
STEP 1



STEP 1



STEP 3



STEP 4

