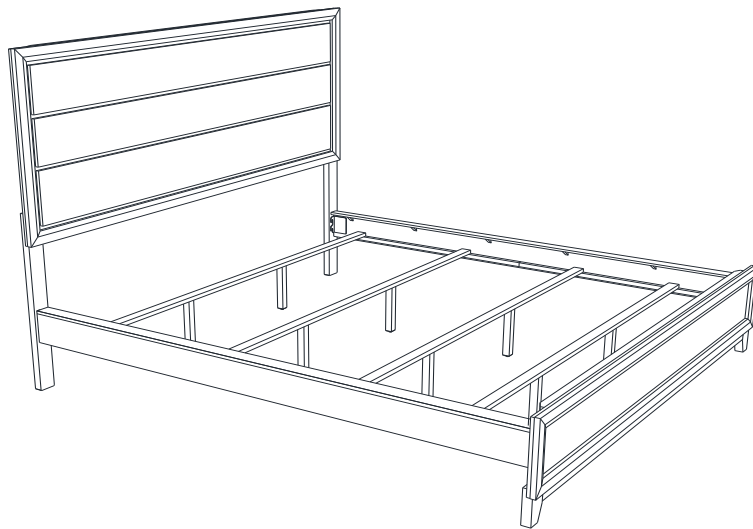




ASSEMBLY INSTRUCTIONS COASTER FINE FURNITURE



Fine Furniture for every stage of life

212421KW(B1&B2) **California King Bed**

REVISION 0 : 01/18/2021
REVISION 1 : 07/12/2023

PAGE 1 OF 4

COASTERFURNITURE.COM

ITEM: 212421KW (B1&B2)



ASSEMBLY INSTRUCTIONS

ASSEMBLY TIPS:

1. Remove hardware from box and sort by size.
2. Please check to see that all hardware and parts are present prior to start of assembly.
3. Please follow attached instructions in the same sequence as numbered to assure fast & easy assembly.



WARNING!

1. Don't attempt to repair or modify parts that are broken or defective. Please contact the store immediately.
2. This product is for home use only and not intended for commercial establishments.









ASSEMBLY TIME


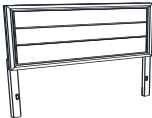

20 MINUTES

PARTS IDENTIFICATION

B1 (BOX 1)






A	HEADBOARD PANEL		1PC	D	LEFT HEADBOARD LEG		1PC
B	FOOTBOARD		1PC	E	BED SLAT		4PCS
C	RIGHT HEADBOARD LEG		1PC	F	BED SLAT SUPPORT WITH LEVELER		8PCS

B2 (BOX 2)



G	BED RAIL		2PCS				
HB	212421KW(B1) FROM BOX 1 HEADBOARD COMPLETE		1PC	B	212421KW(B1) FROM BOX 1 FOOTBOARD		1PC

HARDWARE IDENTIFICATION

Z-B1 (BOX 1) - HARDWARE PACK IS LOCATED IN 212421KW (B1)

1	BOLT (M6 x 30mm - BLK)		6PCS	4	SMALL ALLEN WRENCH (M4 x 60mm - BLK)		1PC
2	LOCK WASHER (1/4" - BLK)		6PCS	5	BIG ALLEN WRENCH (M5 x 65mm - BLK)		1PC
3	FLAT WASHER (1/4"ID x 13mm - BLK)		6PCS				

Z-B2 (BOX 2) - HARDWARE PACK IS LOCATED IN 212421KW (B2)

6	PAN HEAD SCREW (M3.5 x 16mm - BLK)		16PCS	7	L-BRACKET		8PCS
---	---------------------------------------	-------------------------------------------------------------------------------------	-------	---	-----------	---------------------------------------------------------------------------------------	------

NOTE:

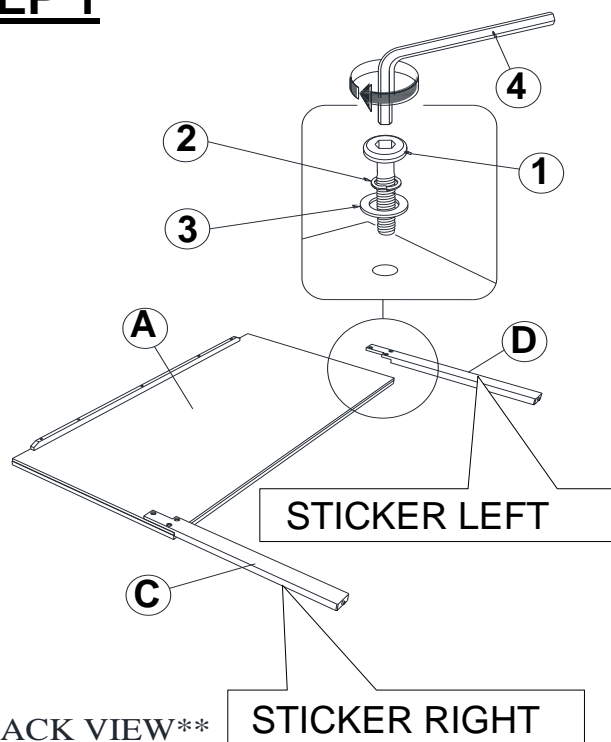
Phillips head screw driver is required in the assembly process; however, manufacturer does not provide this item.

ITEM: 212421KW (B1&B2)



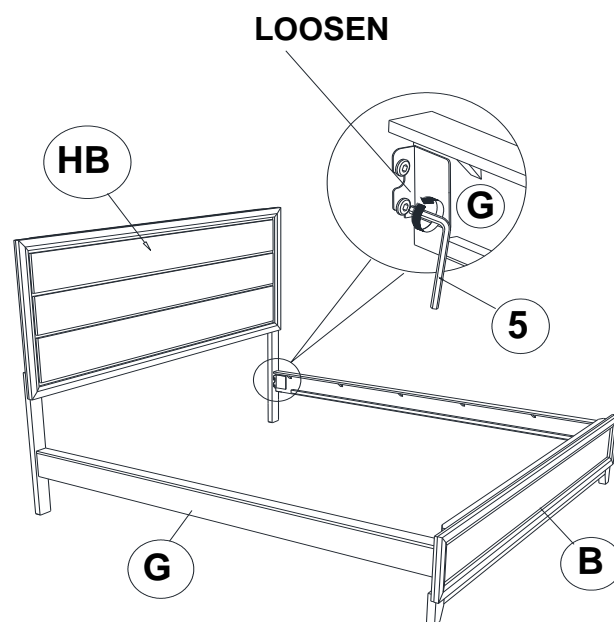
ASSEMBLY INSTRUCTIONS

STEP 1

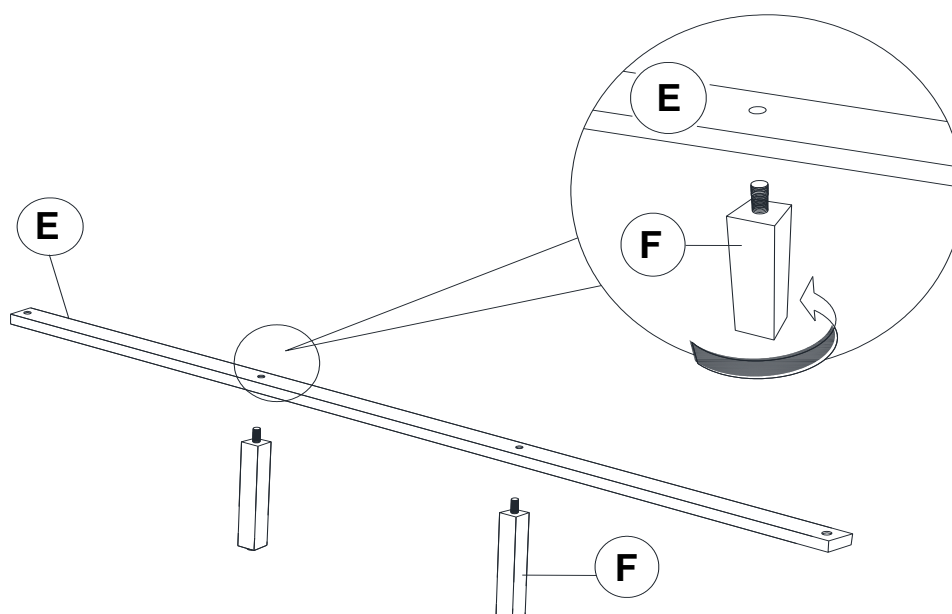


Note: Please take note of the marking sticker (L & R) on the headboard legs.

STEP 2



STEP 3

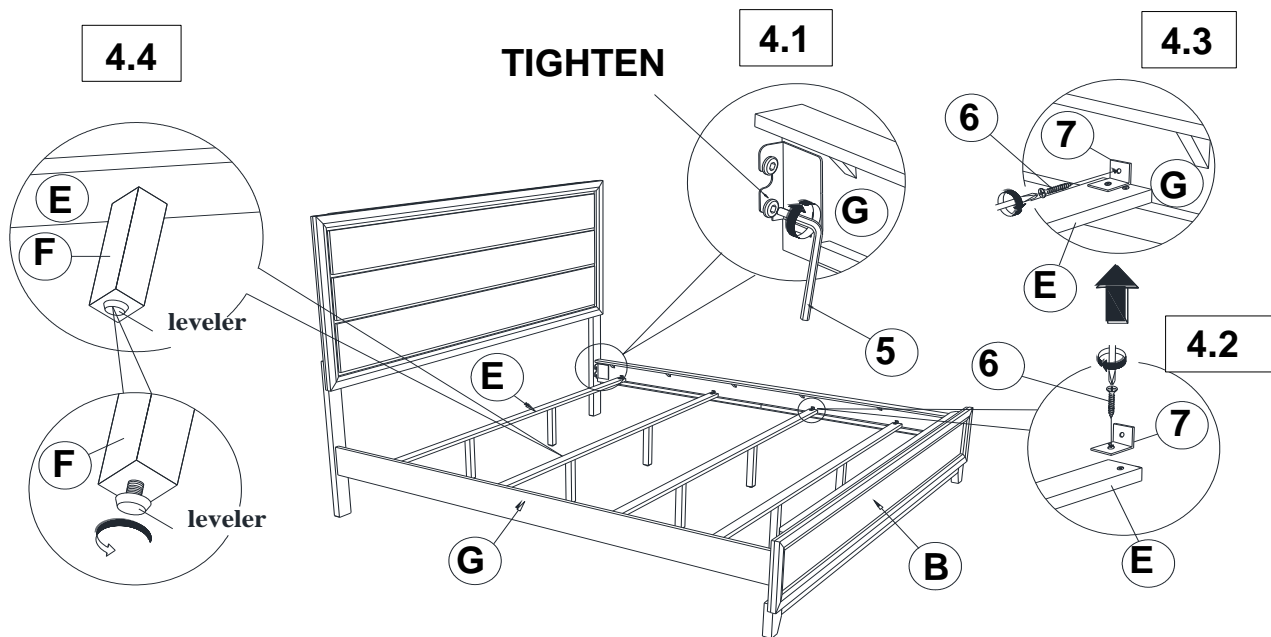


ITEM: 212421KW (B1&B2)

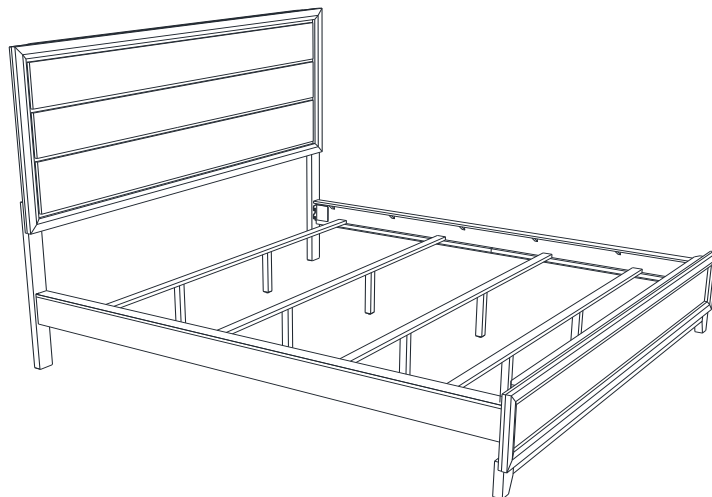


ASSEMBLY INSTRUCTIONS

STEP 4



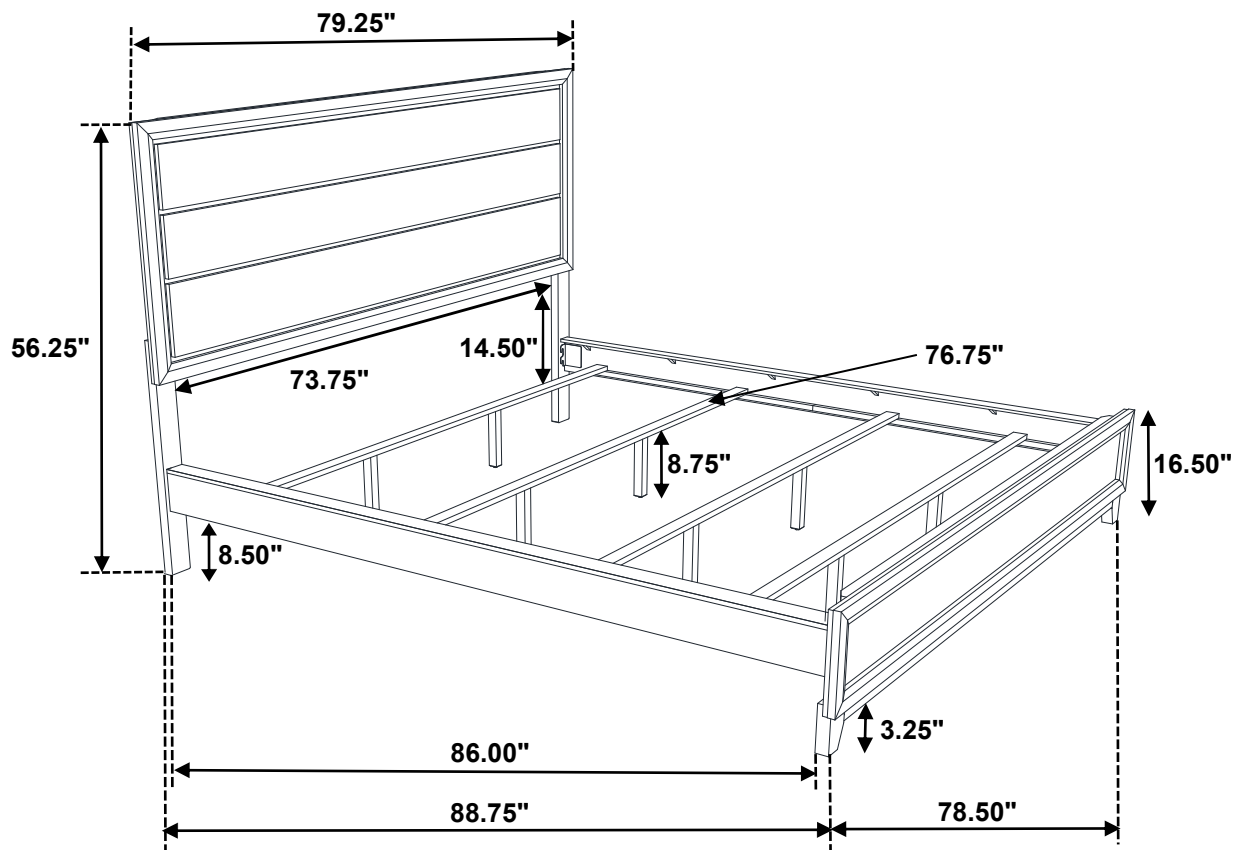
STEP 5 COMPLETE



ITEM: **212421KW (B1&B2)**



Inner Size : 76.75"W X 86.00"D



Note : Dimension tolerance $\pm 5\%$