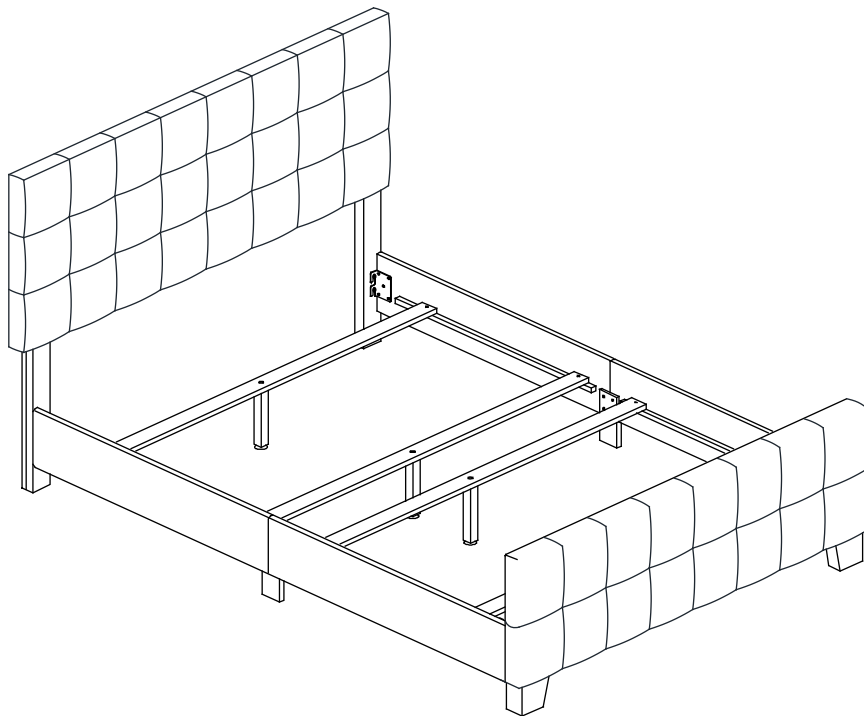


ASSEMBLY INSTRUCTIONS COASTER FINE FURNITURE



Fine Furniture for every stage of life

305952Q
Queen Bed

ITEM: **305952Q**



ASSEMBLY INSTRUCTIONS

ASSEMBLY TIPS:

1. Remove hardware from box and sort by size.
2. Please check to see that all hardware and parts are present prior to start of assembly.
3. Please follow attached instructions in the same sequence as numbered to assure fast & easy assembly.



WARNING!

1. Don't attempt to repair or modify parts that are broken or defective. Please contact the store immediately.
2. This product is for home use only and not intended for commercial establishments.

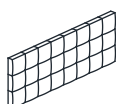


ASSEMBLY TIME

20 MINUTES

PARTS IDENTIFICATION

A HEADBOARD PANEL



1PC

B LEFT HEADBOARD LEG
(WITH "L" LABEL)



1PC

C RIGHT HEADBOARD LEG
(WITH "R" LABEL)



1PC

D FOOTBOARD PANEL



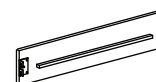
1PC

E FOOTBOARD LEG



2PCS

F BED RAIL
(WITH "F" LABEL)



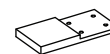
2PCS

G BED RAIL
(WITH "G" LABEL)



2PCS

H BED RAIL
SUPPORT LEG



2PCS

I BED SLAT



4PCS

J BED SLAT
SUPPORT
WITH LEVELER



4PCS

NOTE:

Phillips head screw driver is required in the assembly process; however, manufacturer does not provided this item.

ITEM: **305952Q**



ASSEMBLY INSTRUCTIONS

ASSEMBLY TIPS:





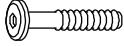





1. Remove hardware from box and sort by size.
2. Please check to see that all hardware and parts are present prior to start of assembly.
3. Please follow attached instructions in the same sequence as numbered to assure fast & easy assembly.



WARNING!

1. Don't attempt to repair or modify parts that are broken or defective. Please contact the store immediately.
2. This product is for home use only and not intended for commercial establishments.

HARDWARE IDENTIFICATION

1	BOLT 1 (M8 x 20MM - RBW)		8PCS	6	LOCK WASHER (1/4" X 12 Ø - RBW)		14PCS
2	BOLT 2 (M6 x 25MM - RBW)		8PCS	7	FLAT WASHER (1/4" X 19 Ø - RBW)		14PCS
3	BOLT 3 (M6 x 35MM - RBW)		10PCS	8	FLAT HEAD SCREW (M4 x 32MM - RBW)		8PCS
4	BOLT 4 (M6 x 70MM - RBW)		2PCS	9	SMALL ALLEN WRENCH (M4 x 100MM - BLK)		1PC
5	WOOD DOWEL (M8Ø x 30MM)		2PCS	10	BIG ALLEN WRENCH (M5 x 65MM - BLK)		1PC

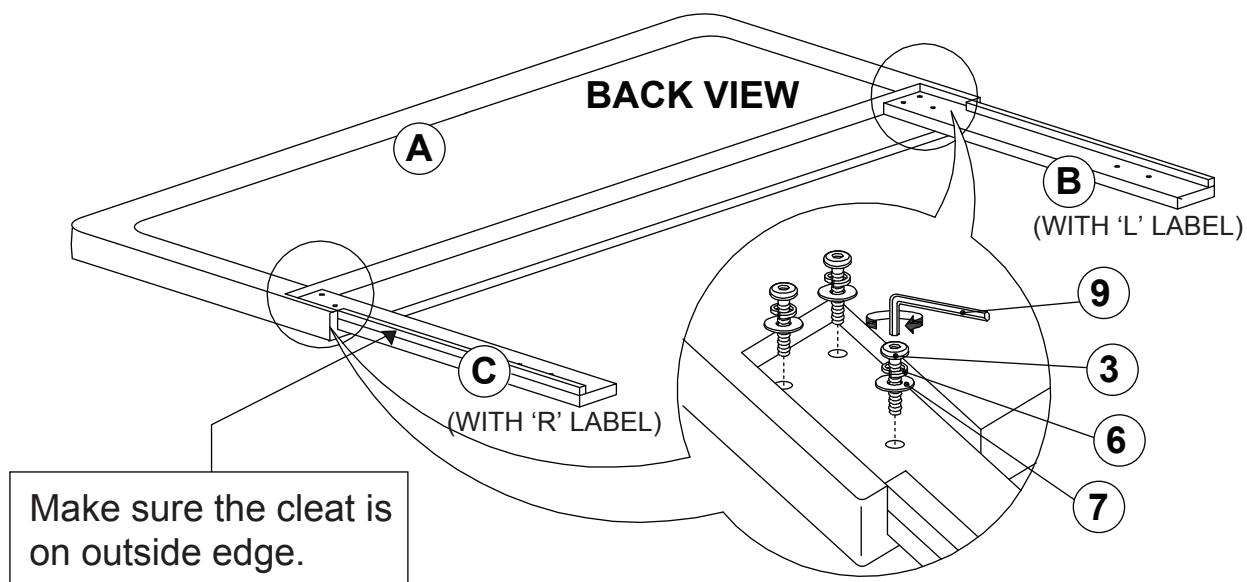
NOTE:

Phillips head screw driver is required in the assembly process; however, manufacturer does not provided this item.

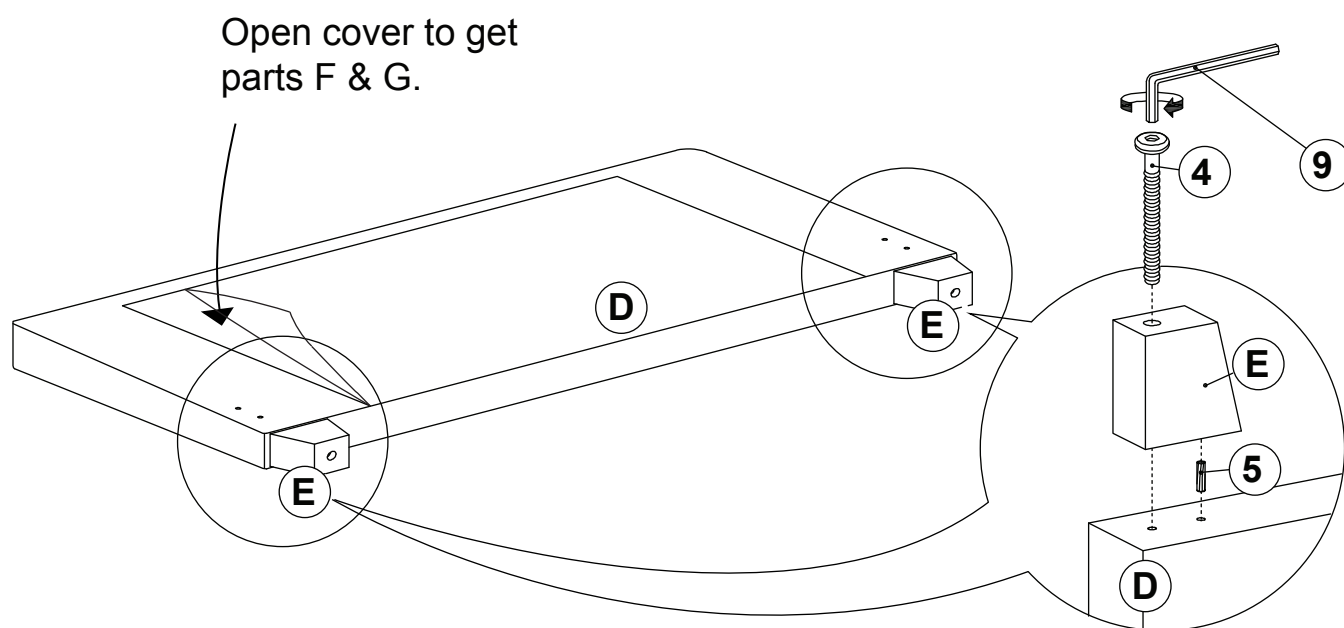
ITEM: **305952Q**

ASSEMBLY INSTRUCTIONS

STEP 1



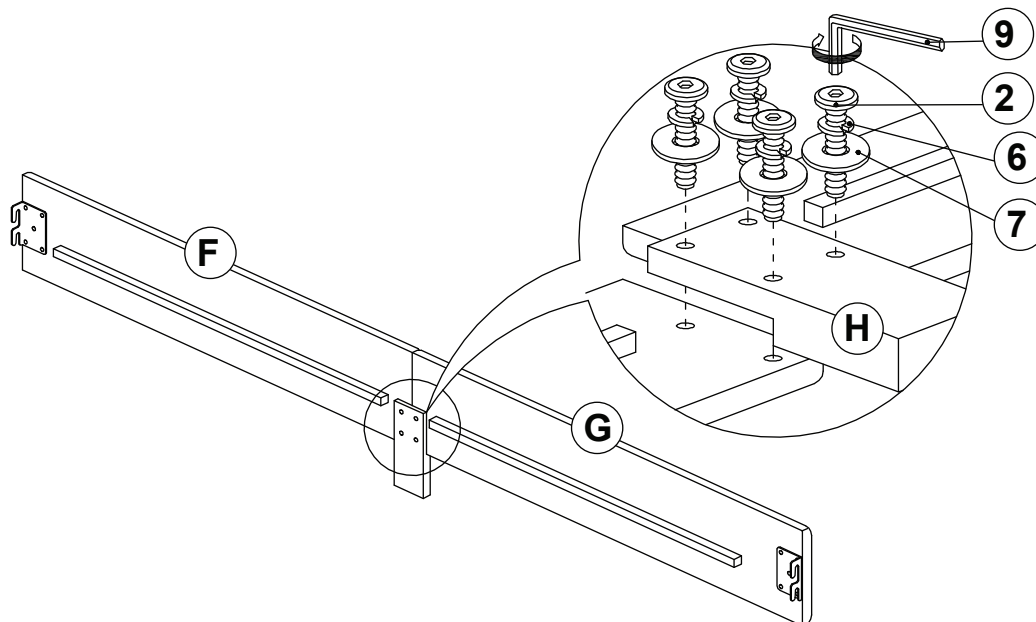
STEP 2



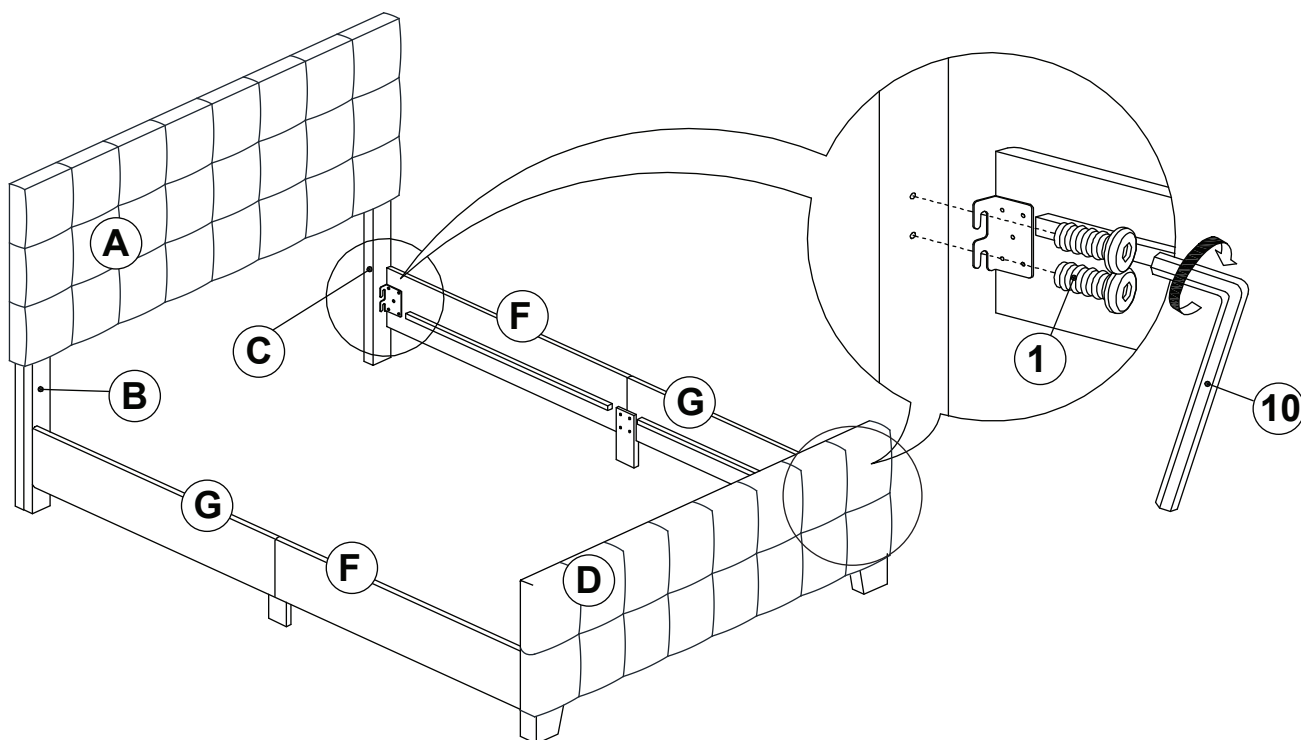
ITEM: **305952Q**

ASSEMBLY INSTRUCTIONS

STEP 3



STEP 4

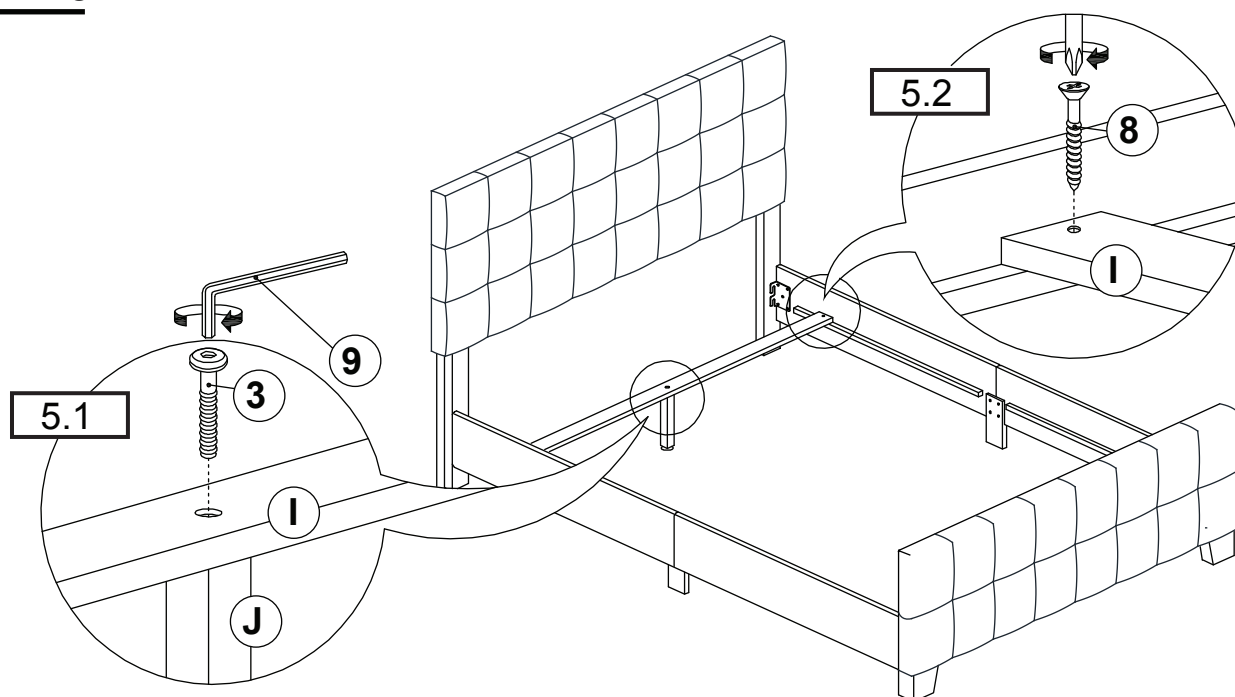


ITEM: **305952Q**



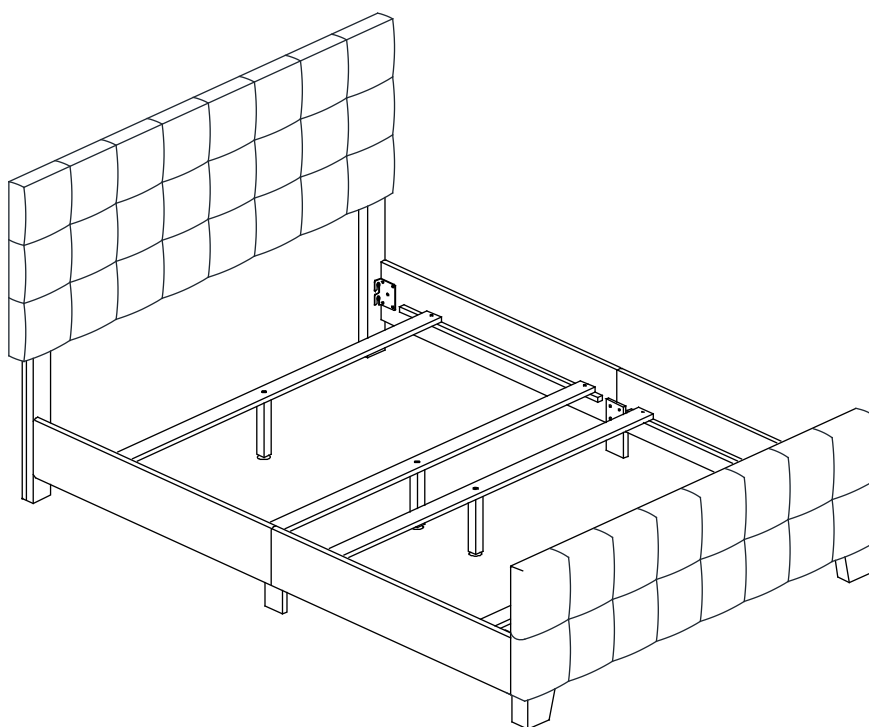
ASSEMBLY INSTRUCTIONS

STEP 5



STEP 6

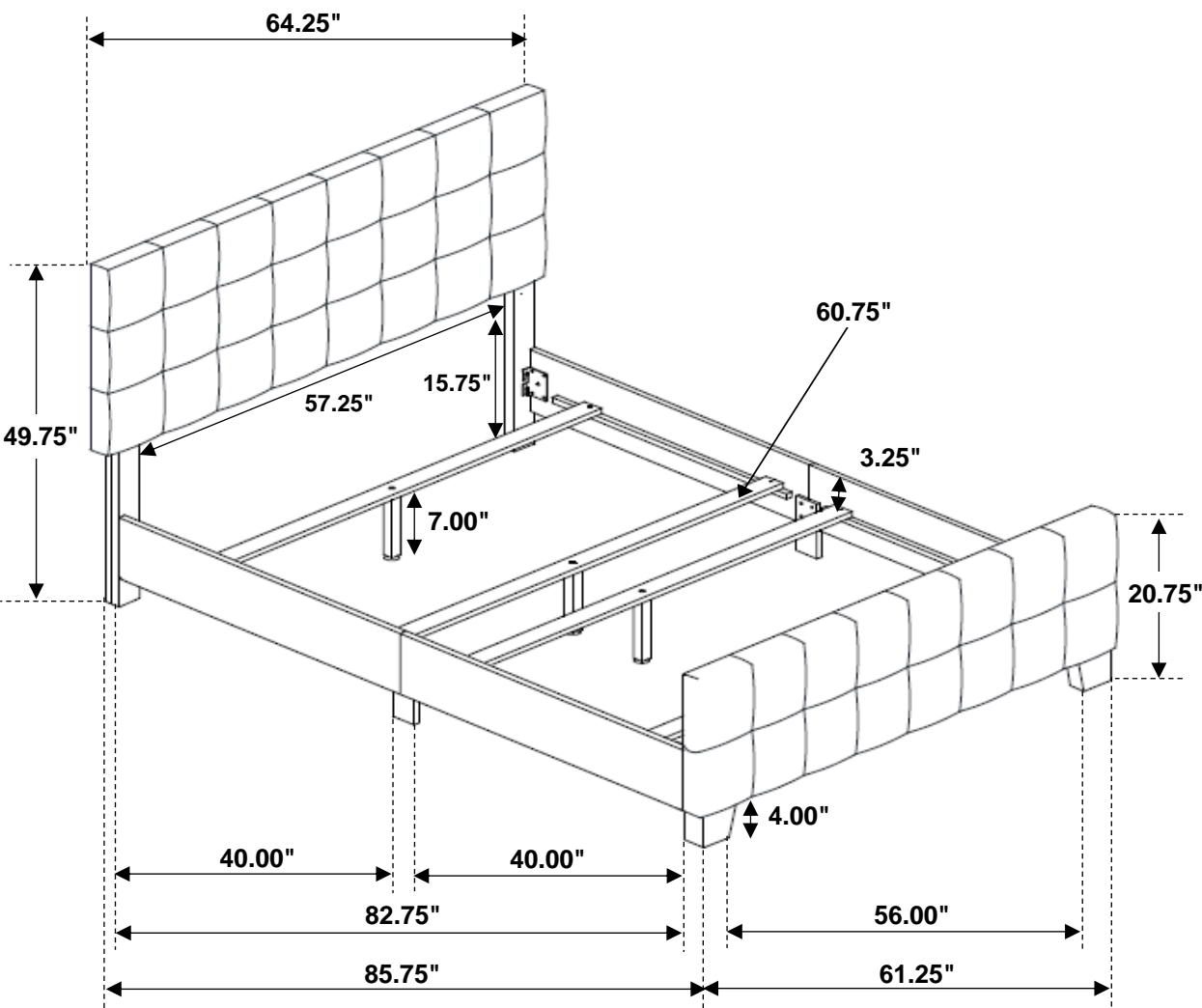
COMPLETE



ITEM: **305952Q**



Inner Size: 60.75"W X 80.25"D



Note: Dimension tolerance $\pm 5\%$