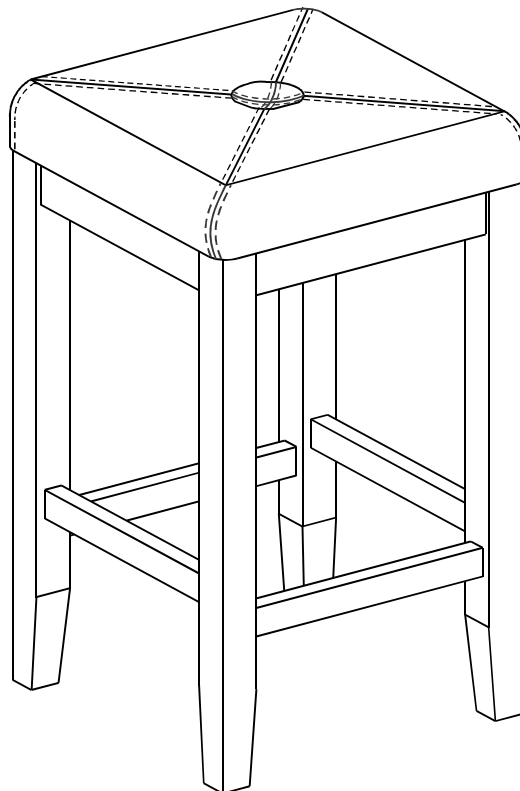


CROSLEY

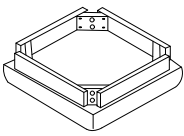

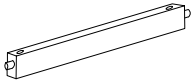
FURNITURE

Square Upholstered Seat Bar Stool



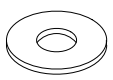

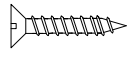
CF500524/CF500529



PART LIST

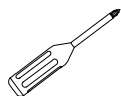
A	B	C
		
Seat Frame 2 PCS	Leg (L & R) 8 PCS	Side Stretcher 8 PCS

HARDWARE LIST

#1	#2	#3	#4	#5
				
M6 x 60mm				M4 x 38mm
Bolt 16 PCS (Extra 1)	Spring Washer 16 PCS (Extra 1)	Flat Washer 16 PCS (Extra 1)	Allen Wrench 1PC	Screw 16 PCS (Extra 1)

ADDITIONAL TOOLS (Not Provided)

Note: It is not recommended to use power tools during assembly.

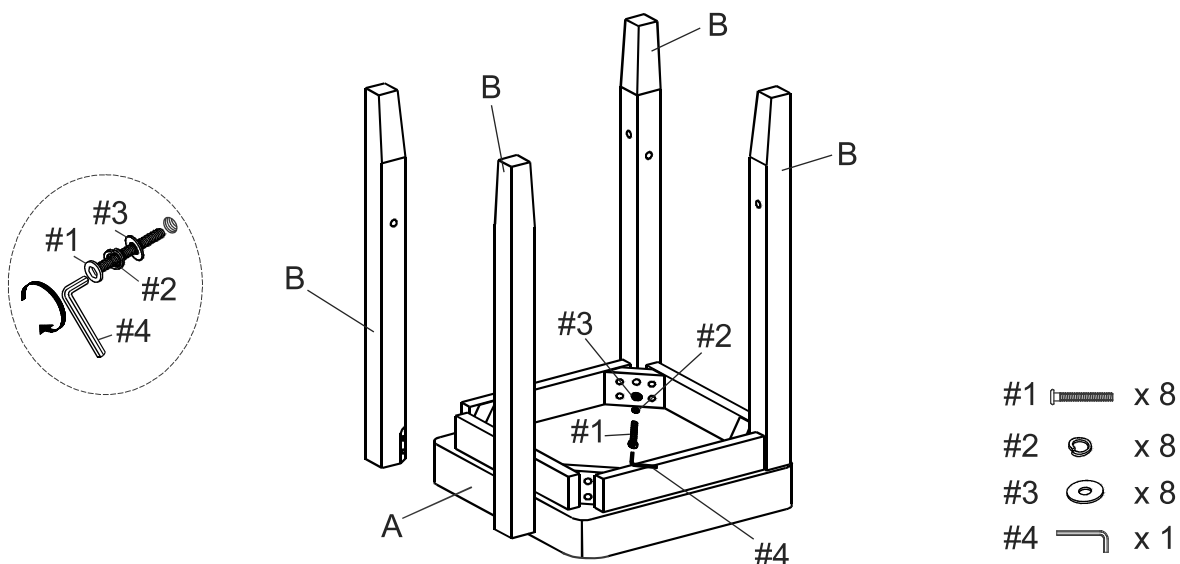


Phillips Head Screwdriver

Step 1. Attach legs (part B) to seat frame (part A) using bolts (part #1), spring washers (part #2), flat washers (part #3) and allen wrench (part #4).

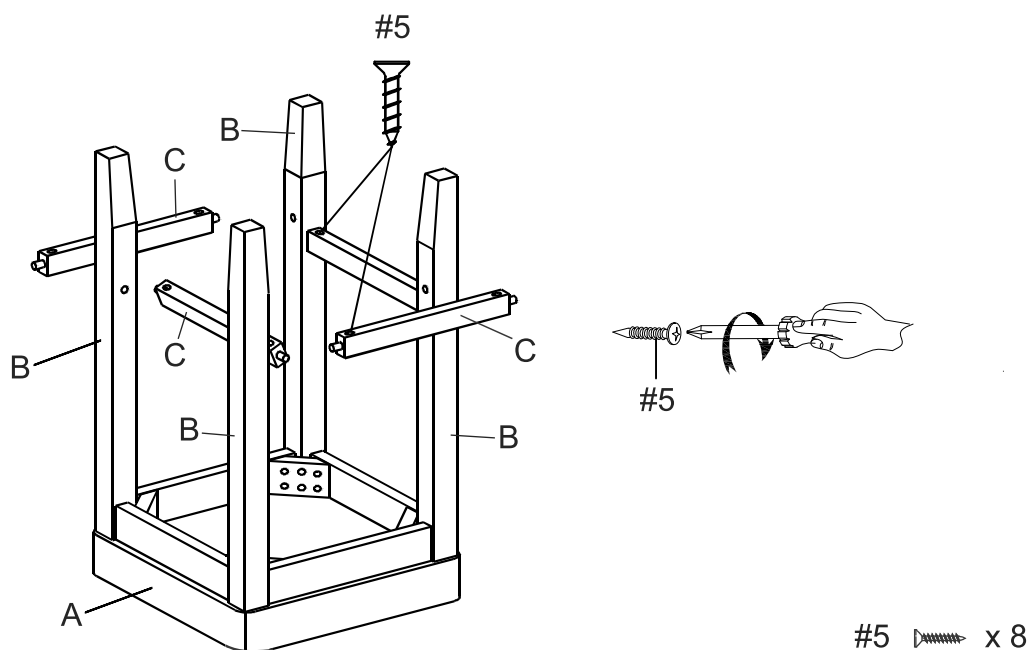
NOTE: Do not tighten bolts at this time.

NOTE: The legs (part B) are marked "R" for right and "L" for left."

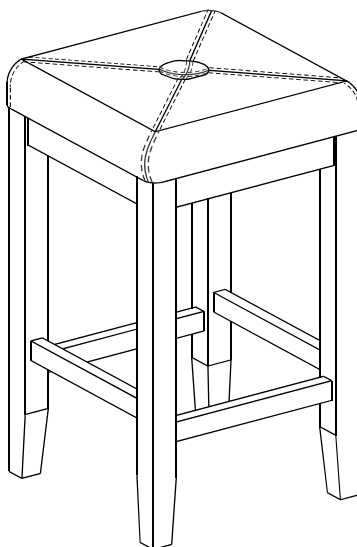


Step 2. Insert side stretchers (part C) into legs (part B) using screws (part #5) and phillips head screwdriver.

NOTE: Please fully tighten all bolts at this time.



Step 3. Carefully turn unit upright. Repeat steps 1-2 to assemble remaining stool.



PO#
MODEL#
CF500524/CF500529
MADE IN MALAYSIA