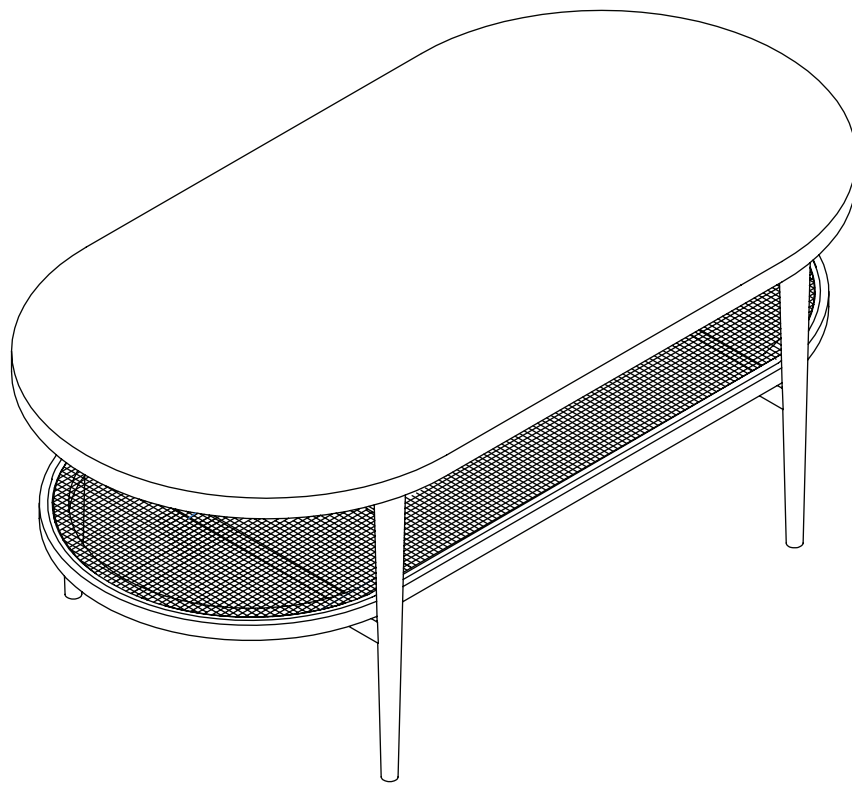


Let's build the

Sonia Coffee Table

SKU 35201



Scan me!

Inspiration
Digital Instructions
Free Lifetime Warranty

nathan james

22-1209

Ok, let's get rolling

This should be easy, just follow our instructions and you will be back to Netflix in no time.

Estimated time for assembly



20:00

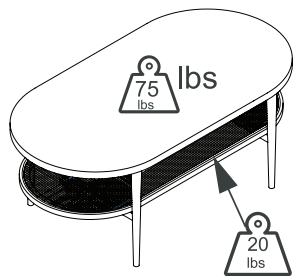
What you need

- Some of your favourite bubbly or your preferred relaxant
- Use the packaging carton as a working surface to prevent product damage during assembly

Do not use a drill



Weight Limitation




Toll-free at 1-866-619-1004
Help@nathanjames.com
Nathanjames.com/help

What's included

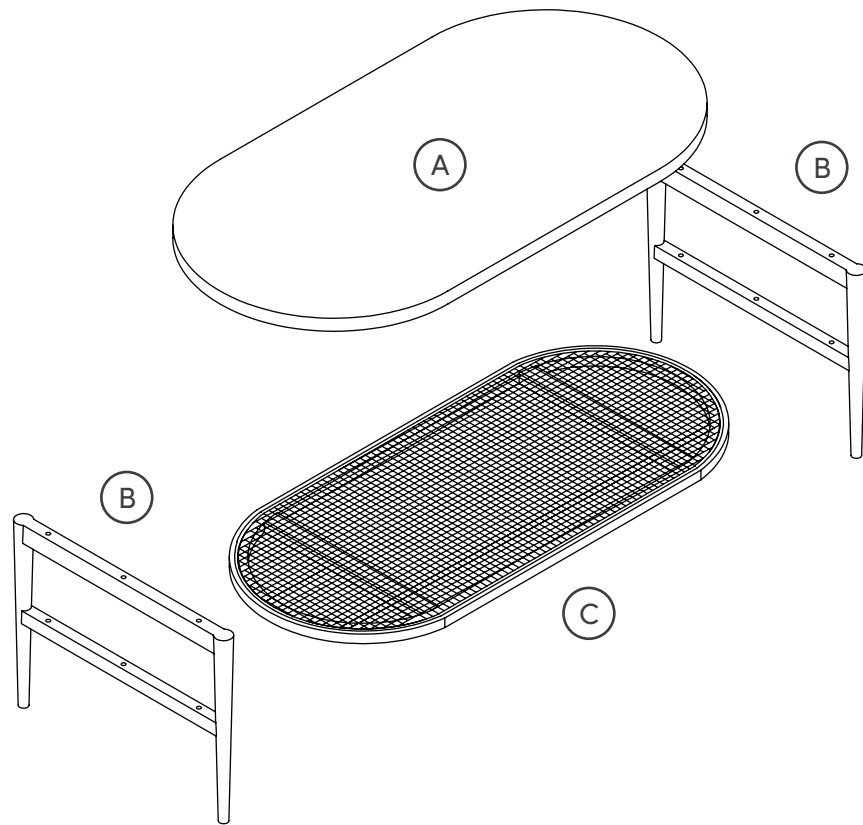
Description		Qty
A	Table Top	1
B	Leg Frame	2
C	Shelf	1
1	1/4" x 2" Hex Button Head Bolt	6
2	1/4" x 1 1/2" Hex Button Head Bolt	6
3	1/4" Flat Washer	12
4	1/4" Lock Washer	12
5	Allen Key	1
6	Plastic Nailhead Footpad (Extra)	4

Scan me!


Inspiration
Digital Instructions
Free Lifetime Warranty




The goods



1



2



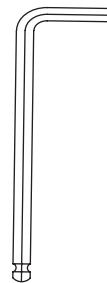
3



4



5



6



IMPORTANT

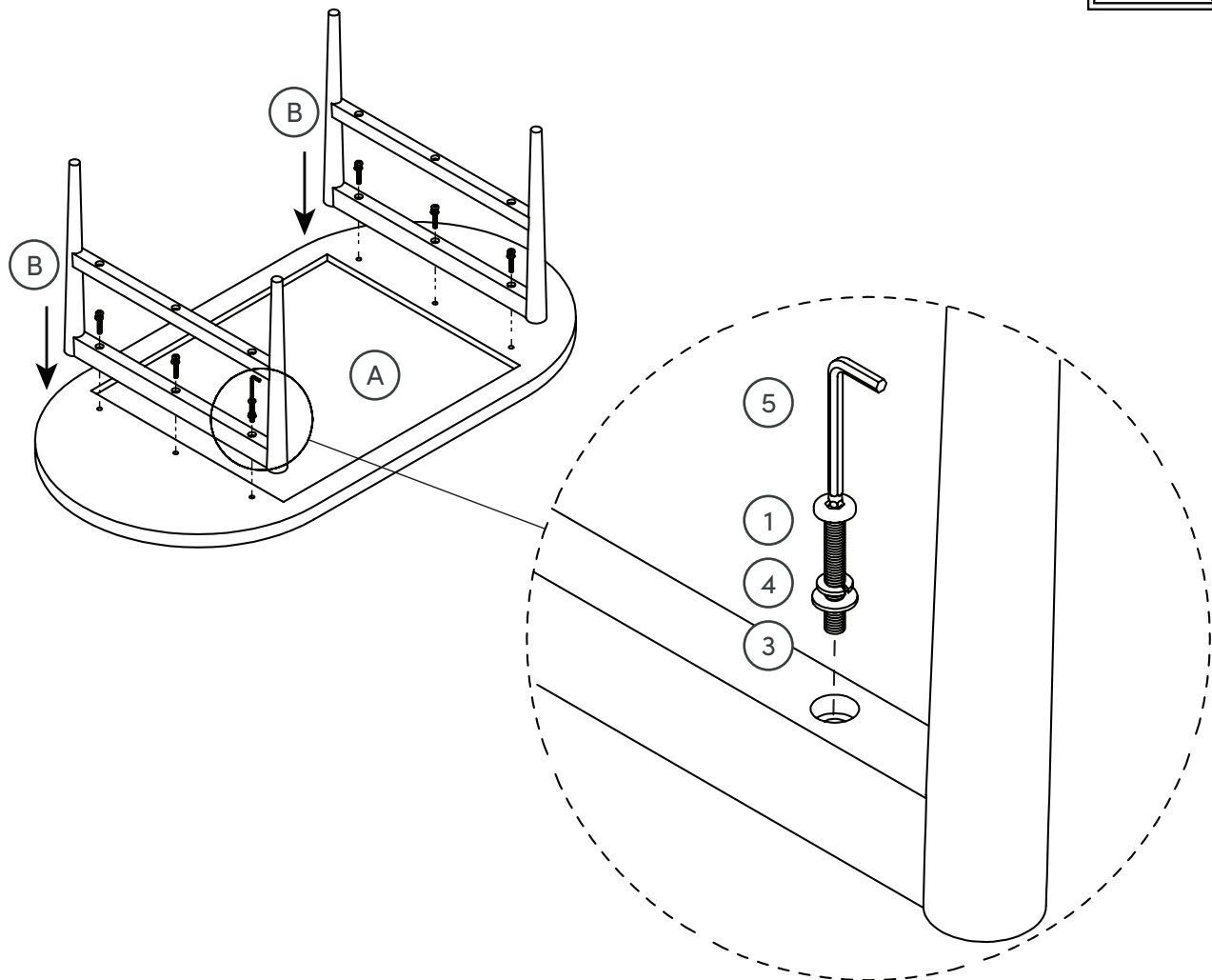
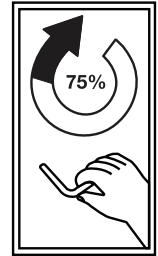
1. Do not tighten bolts / screws completely until all bolts / screws are lined up and inserted into holes.
2. Do not over tighten screws and bolts to avoid stripping.
3. Please use hand tools to assemble this product. Do not use power tools.



Step 1

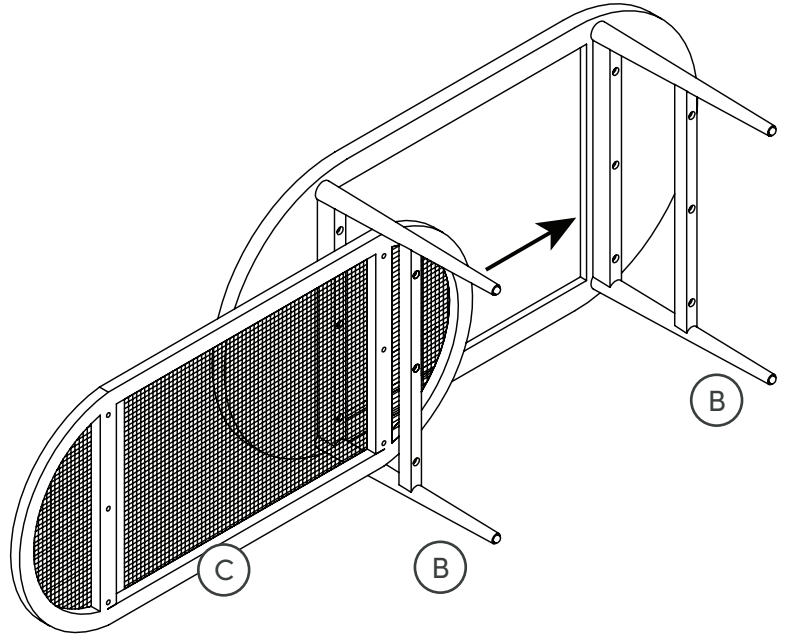
It's as easy as it looks! Attach the Legs (B) to the Table Top (A) using the long Bolts (1). Insert Spring Washers (4) and Flat Washers (3) onto to long Bolt (1) before assembling.

Do NOT overtighten hardware.
Tighten only 75% for now.

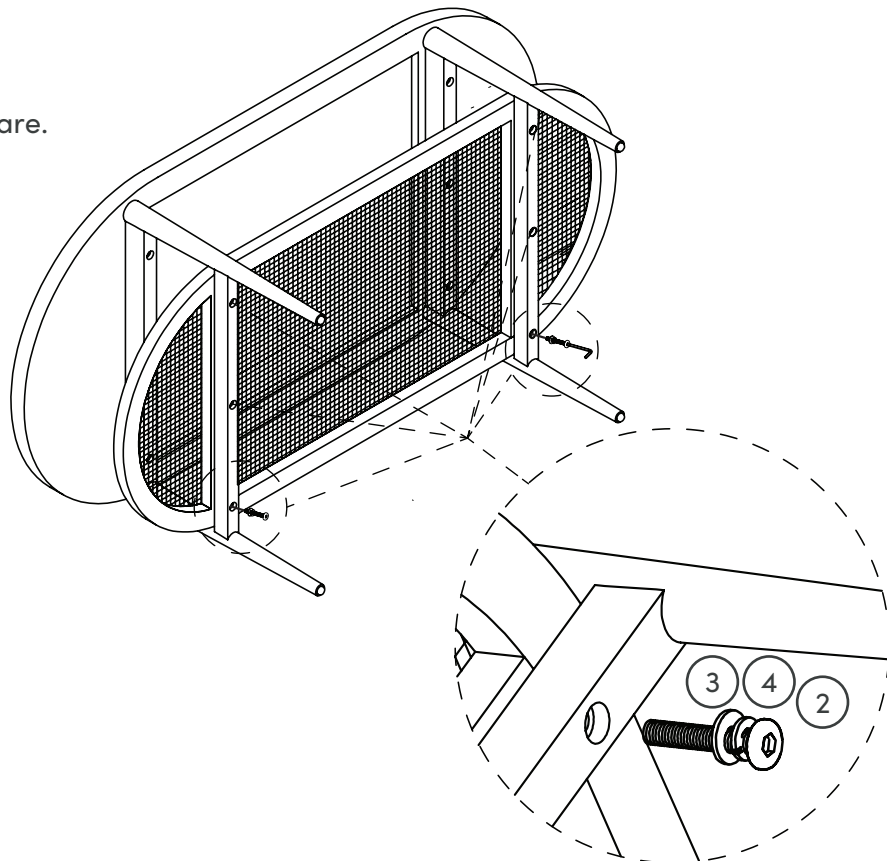



Step 2

Now it's time to install the Shelf (C)! Set your assembled table from Step 1 on its side, then slide the Shelf (C) inside the Leg Frames (B), so it rests on the lower horizontal bars. Use the short Bolts (2) to secure in place. Insert the Spring Washers (4) and Flat Washers (3) on to the short Bolt (2) before assembling.

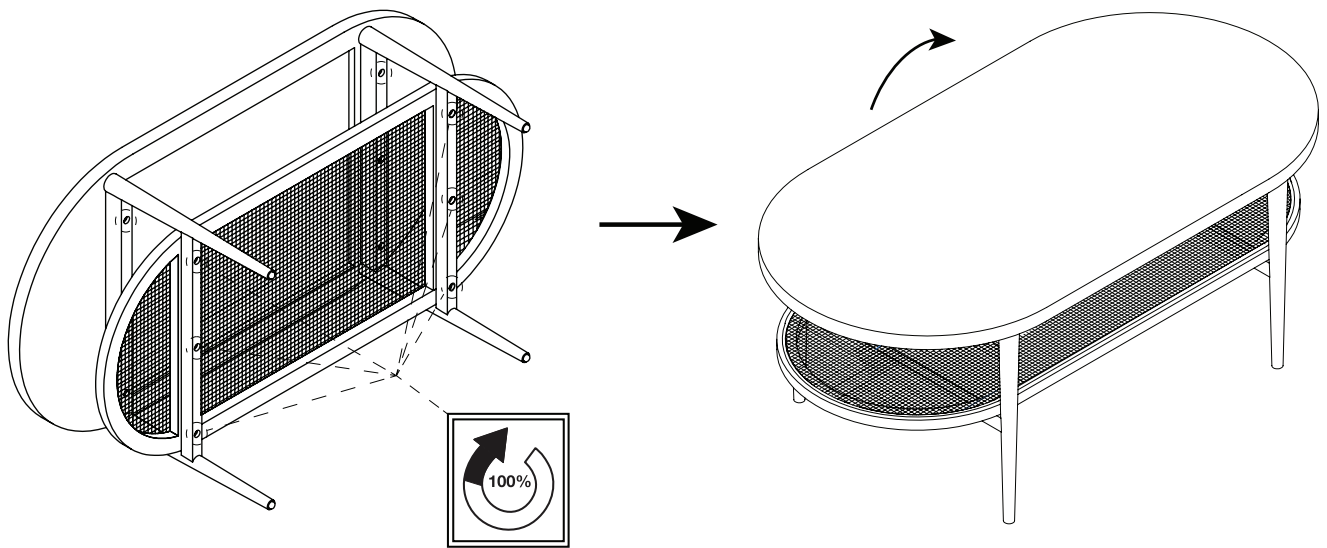


Do NOT overtighten hardware.
Tighten only 75% for now.



Step 3

You made it to the last step! See, we told you this would be easy. To finish up your table, tighten all Bolts (1)(2) to 100%, then flip your table over and enjoy!



No heartburn, when we handle the return

Give us a call **1-866-619-1004** or shoot us a message
at **help@nathanjames.com** we will issue you a free
replacement with **zero hassle**.

Our way



Give us a call



Replacement



You

Their way



Re-package item



Schedule pick up



Track package



Replacement



You

We really don't want you to go through the hassle of re-packaging your item
and sending it back, because let's be honest...nobody has time for that.



Safety first, fun later

We want your product to last as long as possible, so we recommend that you tighten the screws 2 weeks after assembly and for added safety check the tightness of all screws every 2 months.

For proper care and treatment, please check our website at NathanJames.com/products

Safe use of this product starts with you.

Use this product responsibly with the primary concern for your safety. Follow assembly instructions carefully and inspect product upon receipt and each use.

Nathan James and its parent companies cannot be held legally responsible for any injuries or death resulted from failure to follow instructions or improper use of this product.

Do not modify the structure of this product in any way.

Our products have been tested to meet specific safety measures as they were originally intended to be sold. Any modifications will present the risk of creating significant safety issues which NJ will not be responsible for.

Proper use

DO NOT	use for commercial purposes
DO NOT	frolic on table
DO NOT	use bar stool as table
DO NOT	leave spilled liquid on table
DO NOT	use table if damaged
DO NOT	make temporary repairs
DO NOT	use outdoors



We are only in business if you're happy

For starters, thanks for being you.

☎ Toll-free at 1-866-619-1004


✉ Help@nathanjames.com

🌐 NathanJames.com/help

We do our best to ensure your furniture arrives without any problems, but occasionally mistakes happen—as humans we are imperfect beings. In the event that a part is damaged or missing, we will be more than happy to provide you with replacement part(s) for free.

Warranty

This product comes with a lifetime warranty from the date of purchase. Please use your phone to scan the QR code to register your product or visit <https://goo.gl/i9dk3q>



Did we do alright? Please spread the love!

If you are happy with your product, tell your friends and family about us or even better leave us a review online. Spreading the word gives us the opportunity to make more people happy and keep our prices low for your next purchase.

Brooklyn Burdon

Founder, Nathan James