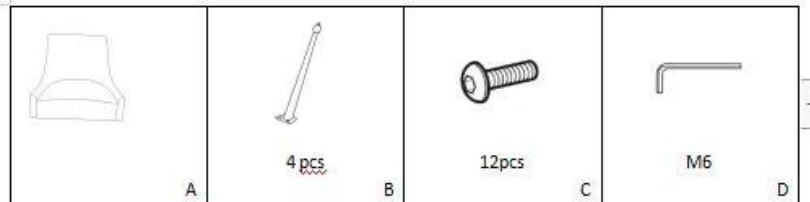
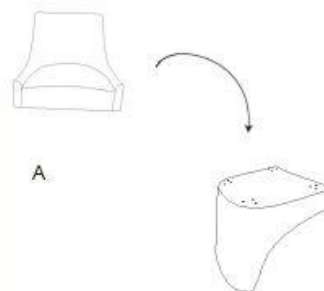


## ASSEMBLY INSTRUCTION

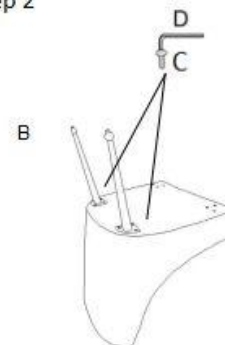
<<Before assembling,read all the instruction>>



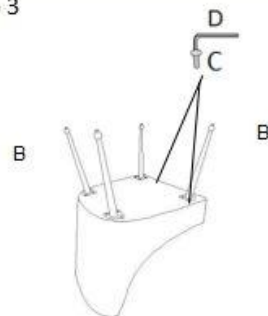
### Step 1



### Step 2



### Step 3



### Step 4



**Note:** Put all the screws into the hole site, And then tighten them. Do not tighten one by one

Customer Service : [contactus24service@gmail.com](mailto:contactus24service@gmail.com)

Phone : 888-257-3857