







Thank You For Shopping With COZAYH HOME

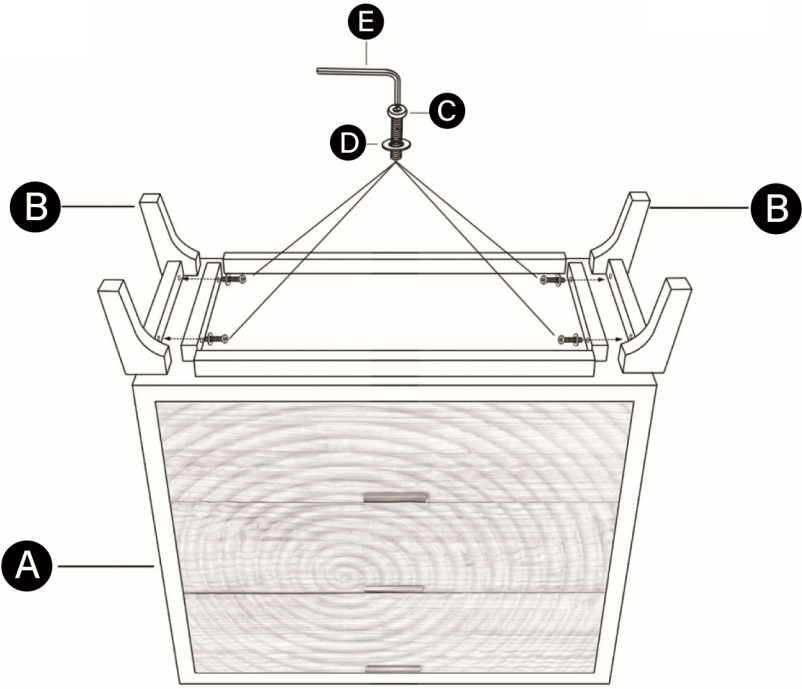
We value your feedback and want to hear from you. To let us know how we can improve your shopping experience, or to ask a specific question about your order, please find our contact information below.

Customer Service Line: 1.312.600.5553 (M-F 9am-5pm Central Time)

Customer Service Email: Support@cozayh.com

Website: www.cozayhhome.com

		SKU: F02019 Assembly Instructions									
Laying out all the parts and hardware and identifying each part as shown may help you assemble the table.											
ITEM	PART	DESC.	QTY	ITEM	PART	DESC.	QTY	ITEM	PART	DESC.	QTY
A		Dresser Assembly	1	C		Screws (8*30mm)	4	E		Allen wrench	1
B		Leg	2	D		Flat washer	4				

STEP 1


Flip the cabinet assembly upside down. Attach the legs as shown in the photo.



WARNING

- Do not dispose of any packaging or contents of the shipping carton until assembly is completed to avoid accidentally discarding small parts or hardware.
- Choking Hazard – Adult assembly required. It may contain small parts and sharp points.
- Do NOT use power tools.
- This product can hold a maximum load of 50 Lbs. Do NOT overload.



COZAYH HOME