

CARE AND MAINTENANCE

Spot clean using a mild water-free solvent. Only a professional cleaner should undertake a complete overall cleaning.
The use of steam or water-based cleaners may cause excessive shrinking or staining.

NOTICE

- * Please make sure that you have all parts indicated before you begin assembly of this item
- * This item should be assembled on a soft surface to prevent scratching the finish during assembly
- * This item may require periodic tightening

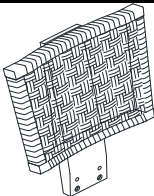
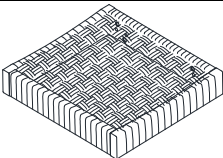
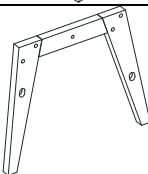

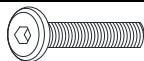





Part List and Hardware List

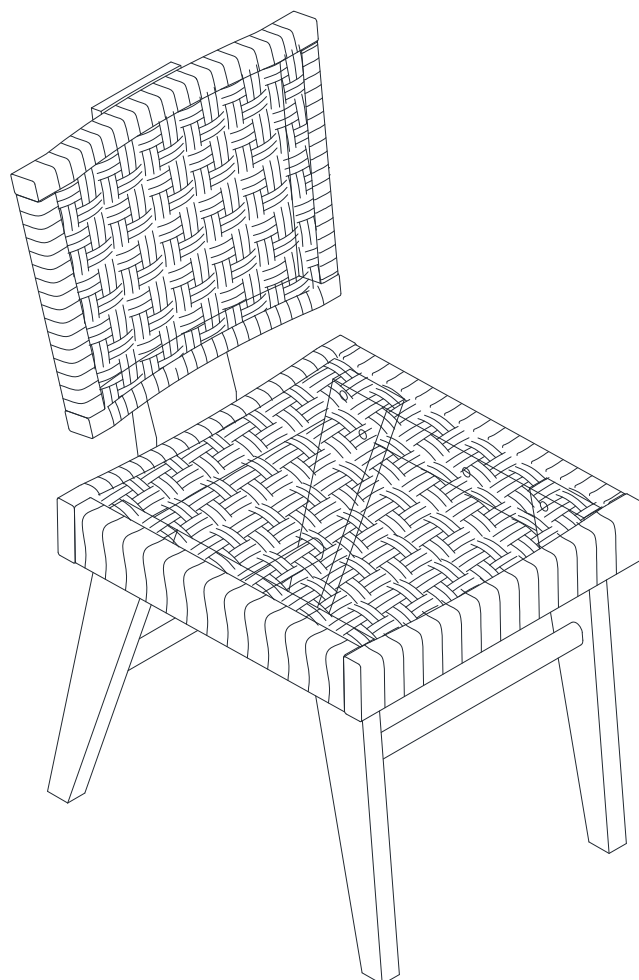
SAFAVIEH

COUTURE

Model #: SFV4121

Product Dimensions: 18.1"W x 24.2"D x 34.8"H

PIECE	DESCRIPTION	PICTURE	QUANTITY
A	BACKREST		1X
B	SEAT FRAME		1X
C	LEGS FRAME	 LEFT - RIGHT	2X
D	STRETCHERS		2X
HW1	CROSS BOLT	 M8x50mm	14X
HW2	NUT	 M8x13mm	2X
HW3	SPRING WASHER		14X
HW4	FLAT WASHER		14X
HW5	SCREW	 4x40mm	4X
HW6	ALLEN KEY		1X



Weight capacity: 275Lbs

Warning: DO NOT STAND ON TABLE

Warning: DO NOT OVER TORQUE BOLTS

PREPARETION

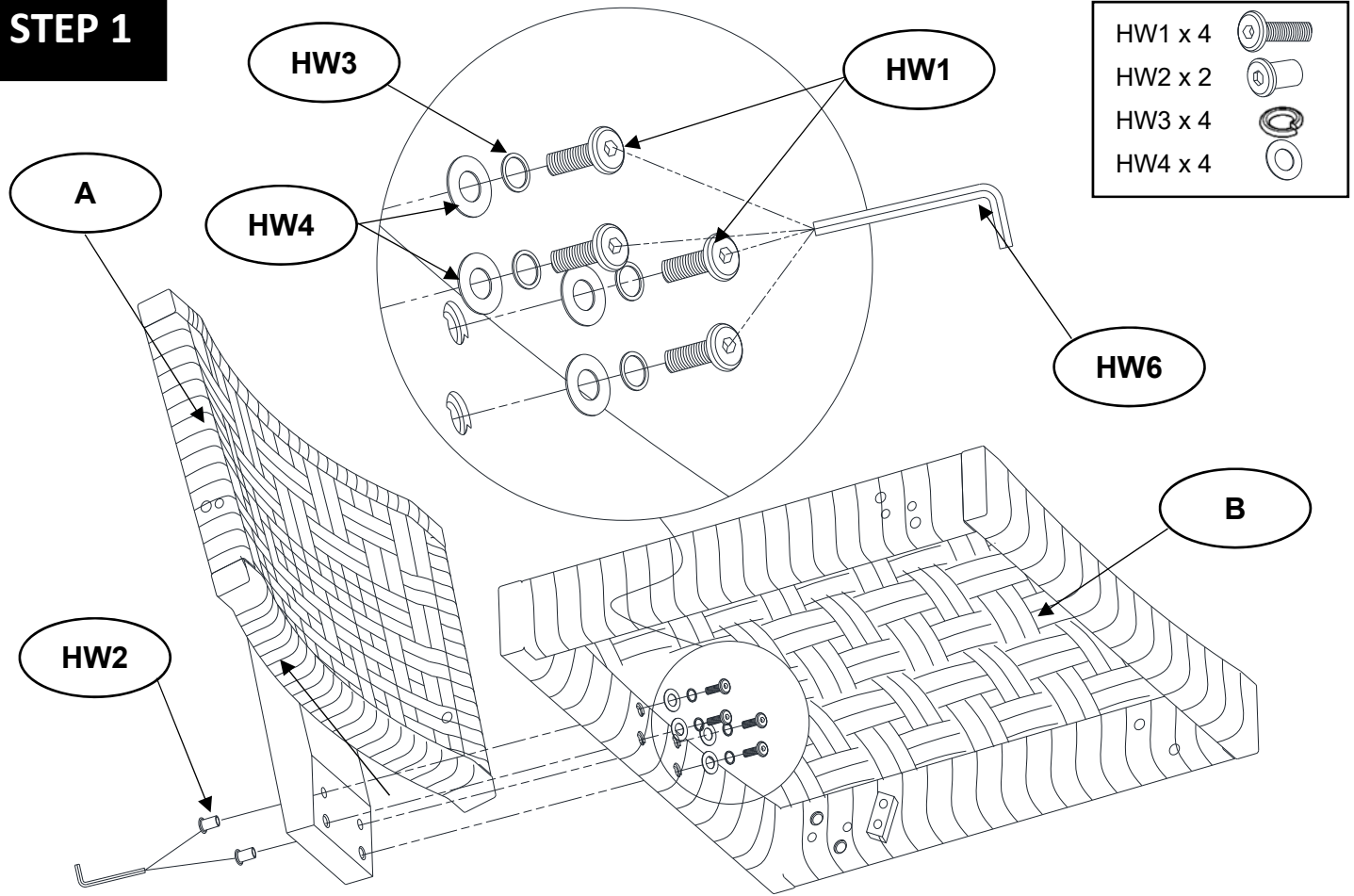
Before beginning assembly of product, make sure all parts are present. Compare parts with package contents list and hardware contents list.

If any part is missing or damaged, do not attempt to assemble the product.

Estimated Assembly Time: 10 minutes

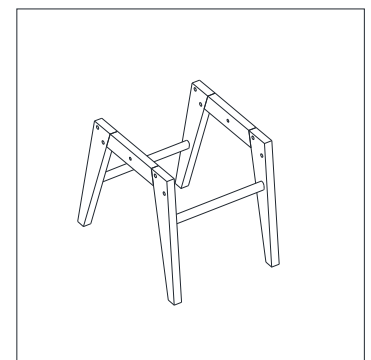
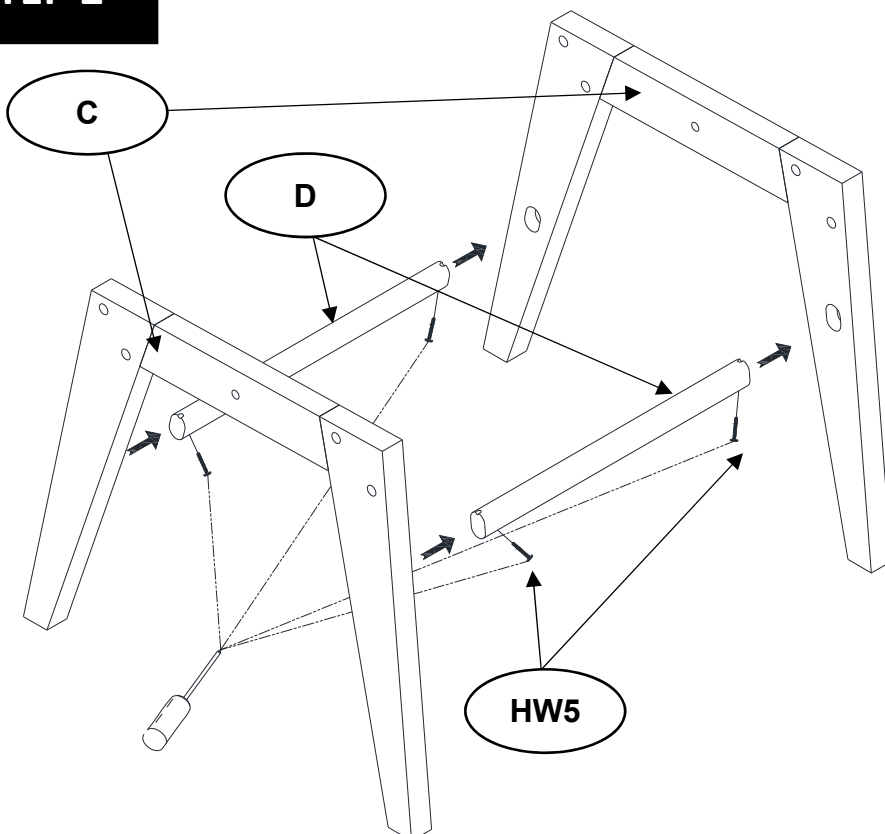
Tools Required for Assembly (Not included): Phillips Screwdriver

STEP 1

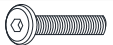



STEP 2

HW5 x 4



STEP 3

- HW1 x 10 
- HW3 x 10 
- HW4 x 10 