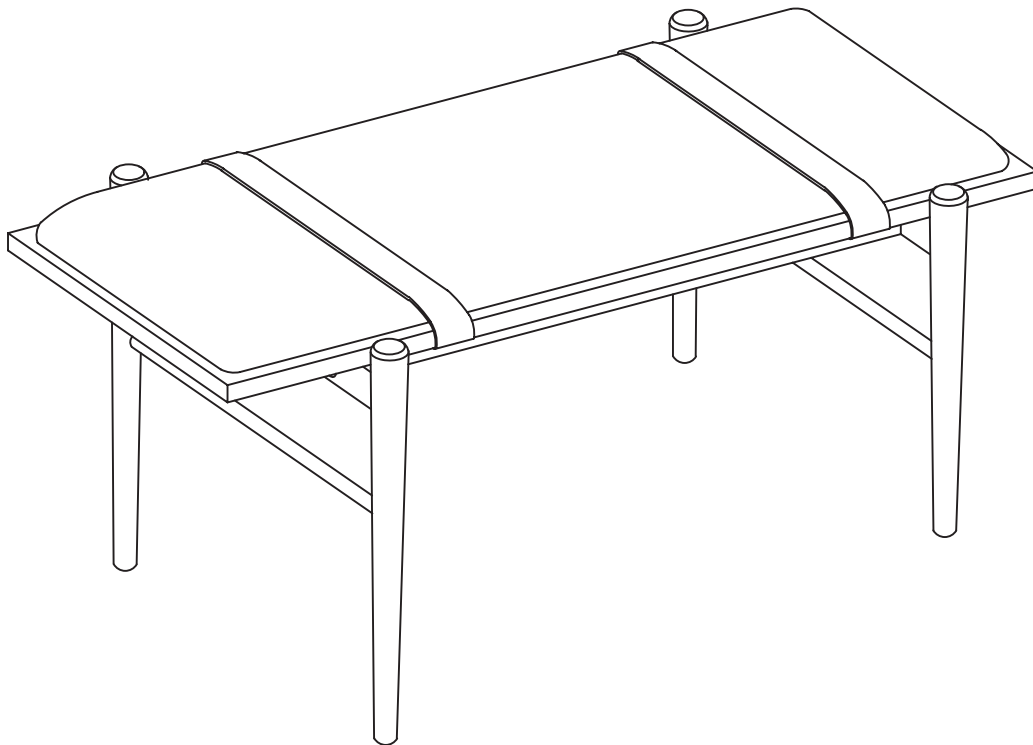


Let's build the

Gugan Bench

SKU 72101



Scan me!

Inspiration
Digital Instructions
Free Lifetime Warranty

nathan james

22-0829

Ok, let's get rolling

This should be easy, just follow our instructions and you will be back to Netflix in no time.

Estimated time for assembly



20:00

What you need

- Some of your favourite bubbly or your preferred relaxant
- Use the packaging carton as a working surface to prevent product damage during assembly
- Phillips-head screwdriver

Weight Limitation



380
lbs for top

Toll-free at 1-866-619-1004
Help@nathanjames.com
Nathanjames.com/help

What's included

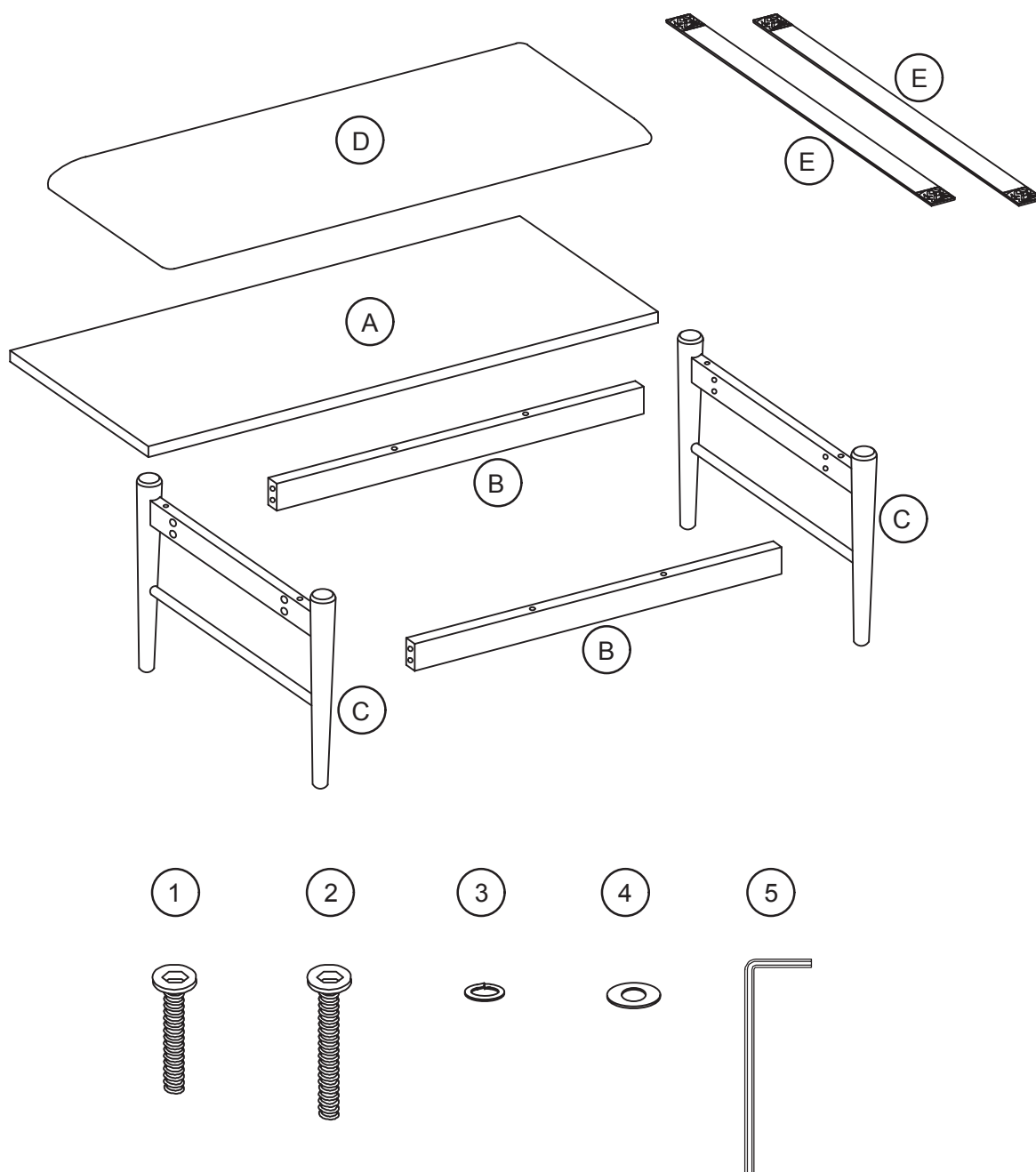
Description		Qty
A	Platform	1
B	Apron	2
C	Leg Frame	2
D	Cushion	1
E	Strap	2
1	1/4" x 2" Hex Button Head Bolt	8
2	1/4" x 2-3/8" Hex Button Head Bolt	8
3	1/4" x 3/8" Spring Washer	16
4	1/4" x 5/8" Flat Washer	16
5	Allen Key	1

Scan me!

Inspiration
Digital Instructions
Free Lifetime Warranty



The goods



IMPORTANT

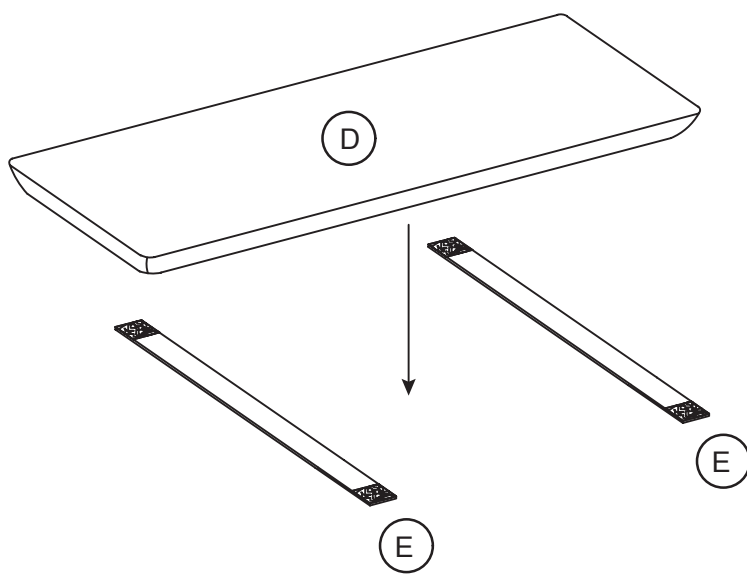
1. Do not tighten bolts / screws completely until all bolts / screws are lined up and inserted into holes.
2. Do not over tighten screws and bolts to avoid stripping.
3. Please use hand tools to assemble this product. Do not use power tools.



Step 1

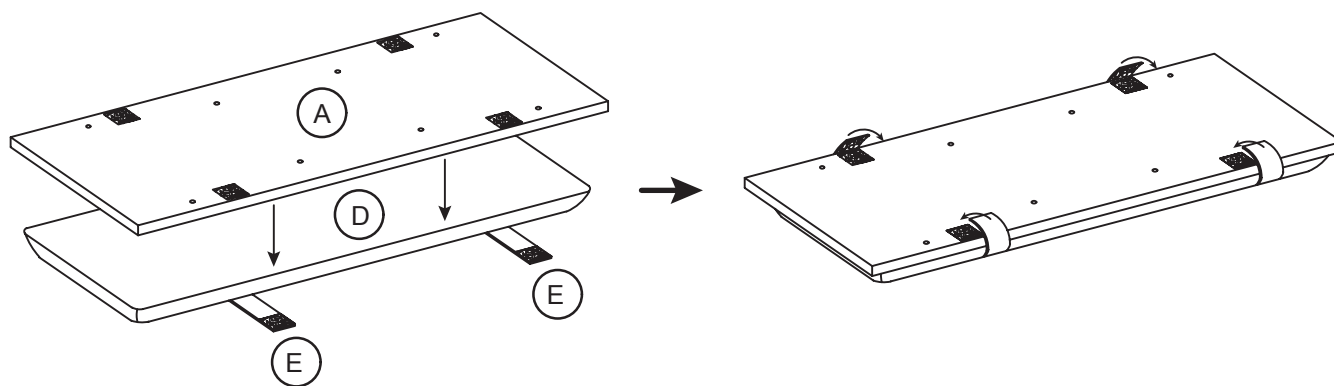
Let's get this thing fired up! Lay down packaging carton or use carpet as a working surface.

First, lay out the straps with the velcro portion facing up. Then place the top of the cushion face down on the straps.



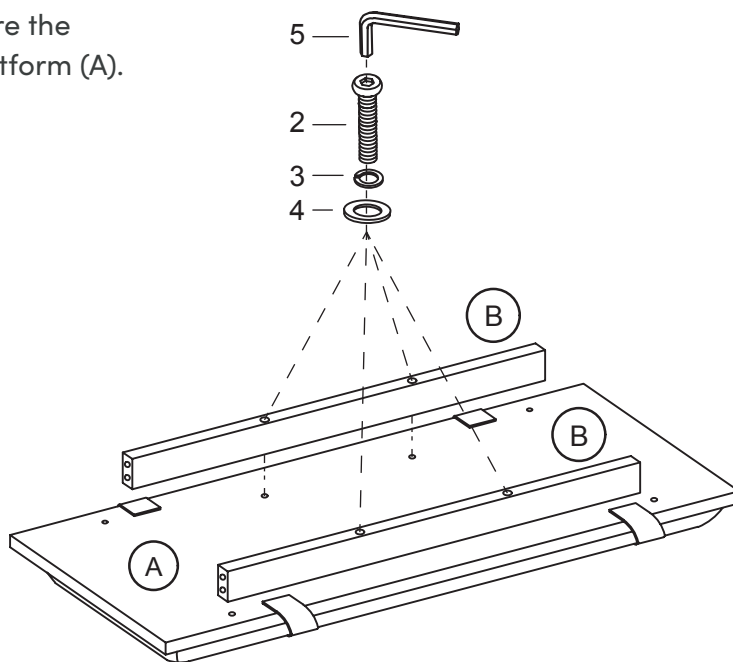
Step 2

Place the Platform (A) on top of the upside down cushion with the bottom of the Platform facing upwards. Then use the velcro to attach the straps to the underside of the Platform (A). See, this isn't too hard, right?!



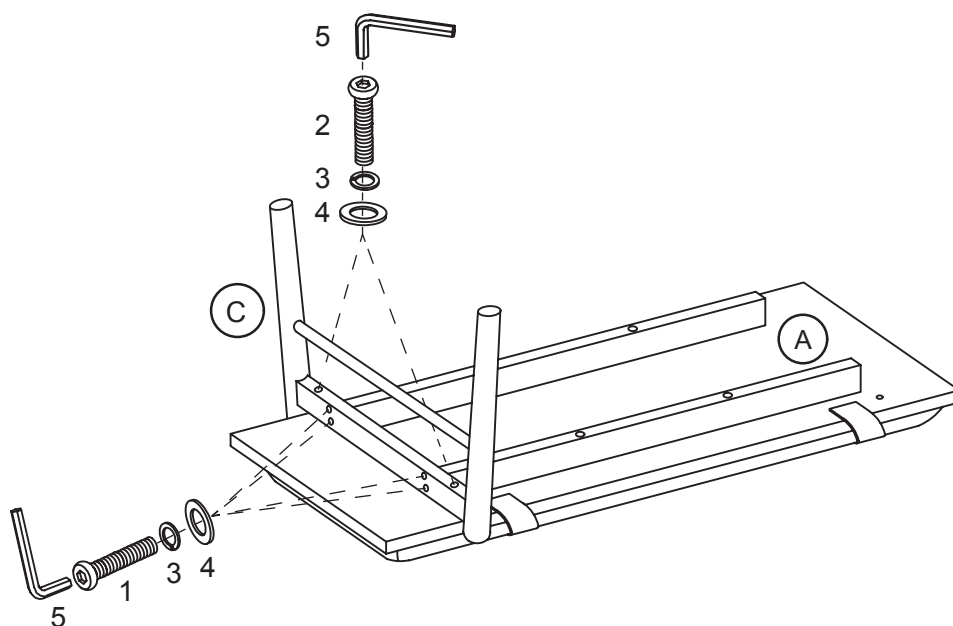
Step 3

Using the included Allen Key (5), secure the Aprons (B) to the underside of the Platform (A).



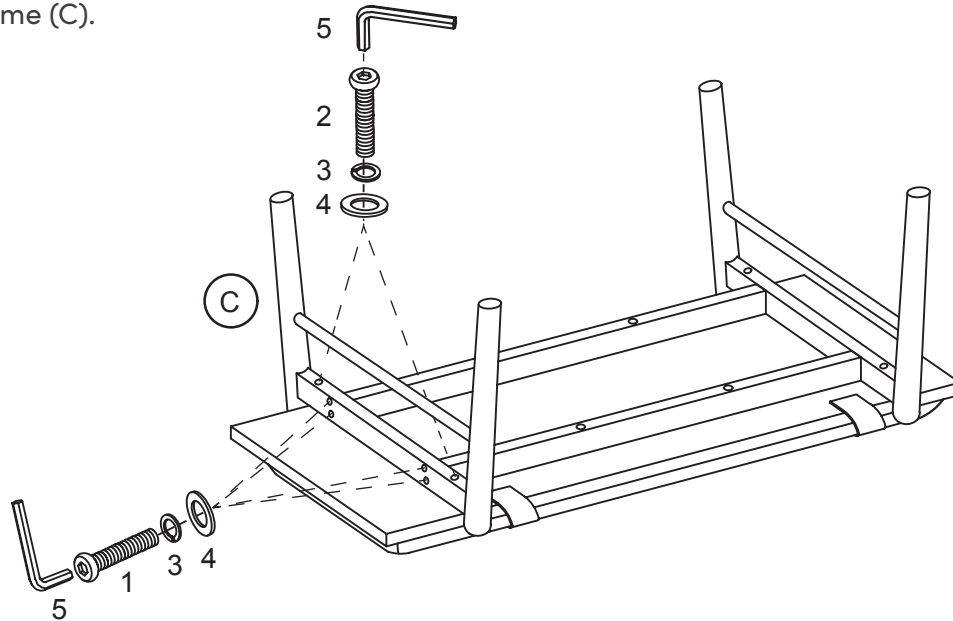
Step 4

Secure the first Leg Frame (C) to the underside of the Platform (A).



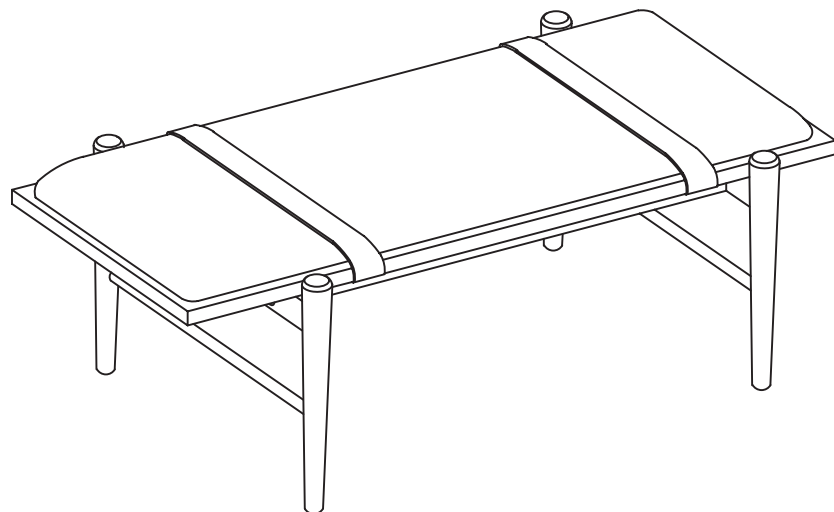
Step 5

We totally understand if you're having a moment of Deja Vu right now. Attach the other Leg Frame (C).



Step 6

You did it! Time to find a home for your new Guban Bench! We love to see it styled in an entryway or at the foot of a bed.



No heartburn, when we handle the return

Give us a call **1-866-619-1004** or shoot us a message
at **help@nathanjames.com** we will issue you a free
replacement with **zero hassle**.

Our way



Give us a call



Replacement



You

Their way



Re-package item



Schedule pick up



Track package



Replacement



You

We really don't want you to go through the hassle of re-packaging your item
and sending it back, because let's be honest...nobody has time for that.



Safety first, fun later

We want your Guban Bench to last as long as possible, so we recommend that you tighten the screws 2 weeks after assembly and for added safety check the tightness of all screws every 2 months.

For proper care and treatment of wood and fabric please check our website at NathanJames.com/products

Safe use of this product starts with you.

Use this bench responsibly with the primary concern for your safety. Follow assembly instructions carefully and inspect product upon receipt and each use.

Nathan James and its parent companies cannot be held legally responsible for any injuries or death resulted from failure to follow instructions or improper use of this product.

Do not modify the structure of this product in any way.

Our products have been tested to meet specific safety measures as they were originally intended to be sold. Any modifications will present the risk of creating significant safety issues which NJ will not be responsible for.

Proper use

- | | |
|---------------|-----------------------------------|
| DO NOT | use for commercial purposes |
| DO NOT | stand on bench |
| DO NOT | exceed weight limit |
| DO NOT | leave spilled liquid on bench |
| DO NOT | use if bench is damaged or broken |
| DO NOT | make temporary repairs |
| DO NOT | use outdoors |



We are only in business if you're happy

For starters, thanks for being you.

☎ Toll-free at 1-866-619-1004

✉ Help@nathanjames.com

🌐 NathanJames.com/help

We do our best to ensure your furniture arrives without any problems, but occasionally mistakes happen—as humans we are imperfect beings. In the event that a part is damaged or missing, we will be more than happy to provide you with replacement part(s) for free.

Warranty

This product comes with a lifetime warranty from the date of purchase. Please use your phone to scan the QR code to register your product or visit <https://goo.gl/i9dk3q>



Did we do alright? Please spread the love!

If you are happy with your product, tell your friends and family about us or even better leave us a review online. Spreading the word gives us the opportunity to make more people happy and keep our prices low for your next purchase.

Brooklyn Burdon

Founder, Nathan James