


Let's build the

Dahlia Bar Stool

SKU 21604



Scan me!

Free Lifetime
Warranty

nathan james

24-0923

Ok, let's get rolling

This should be easy, just follow our instructions and you will be back to Netflix in no time.

Estimated time for assembly



25:00

What you need

- Some of your favourite bubbly or your preferred relaxant
- Use the packaging carton as a working surface to prevent product damage during assembly

Do not use a drill



Weight Limitation



300
lbs

Toll-free at 1-866-619-1004
Help@nathanjames.com
Nathanjames.com/help

What's included

Description		Qty
A	Left Frame Leg	1
B	Right Frame Leg	1
C	Foot Rest Frame	1
D	Seat	1
E	Back Rest	1
1	M6*50MM Bolt	4
2	M6*8MM Bolt	2
3	M6*14MM Bolt	8
4	Washer	4
5	Spring Washer	4
6	Big Allen Key	1
7	Small Allen Key	1

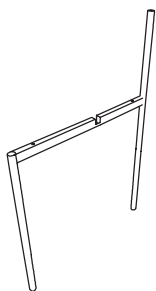
Scan me!

Free Lifetime
Warranty

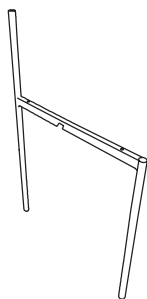


The goods

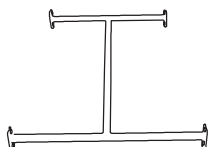
A



B



C



D



E



1



2



3



4



5



6



7



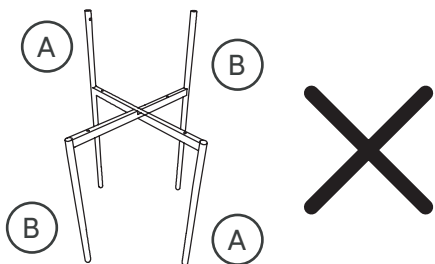
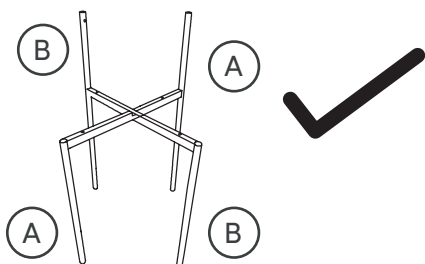
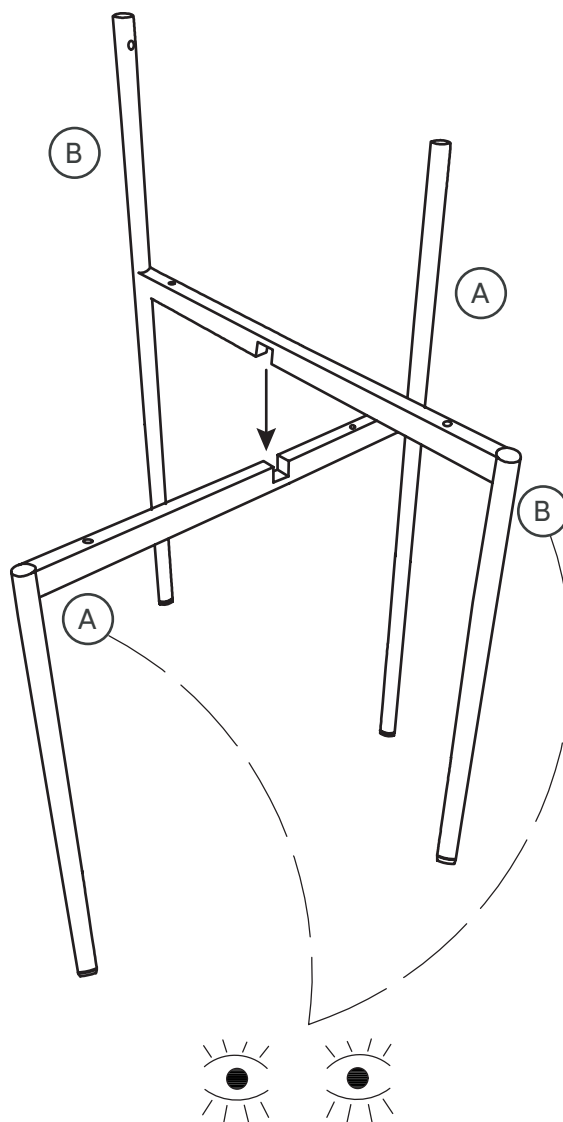
IMPORTANT

1. Do not tighten bolts / screws completely until all bolts / screws are lined up and inserted into holes.
2. Do not over tighten screws and bolts to avoid stripping.
3. Please use hand tools to assemble this product. Do not use power tools.

Step 1

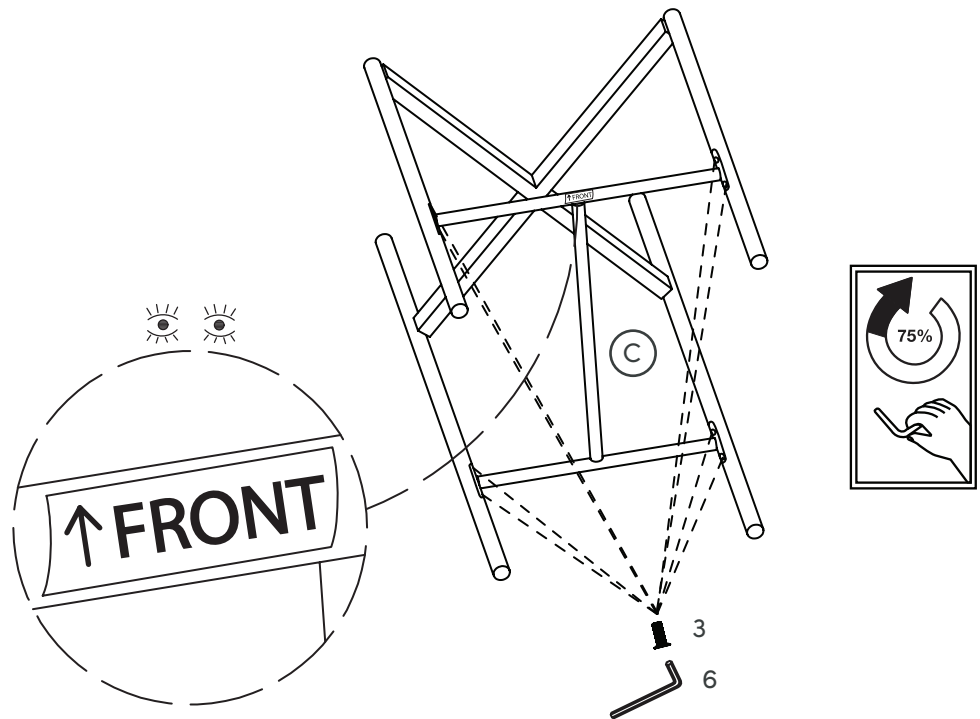
Okay, let's get this thing fired up! Don't worry, we'll get you back to your Netflix show in 25 minutes. You got this!

To start, attach the Frame Legs (A) and (B) together, being extra careful that you've matched them up the right way.



Step 2

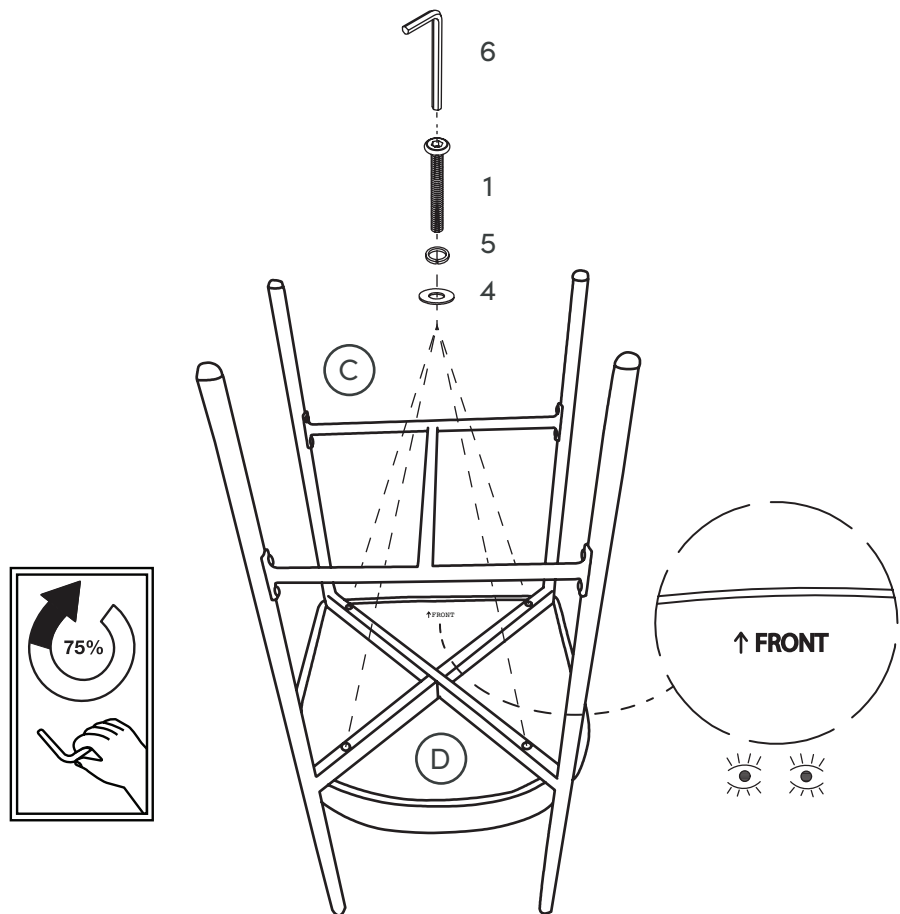
Secure the Foot Rest Frame (C) to the Legs from Step 1 with the M6*14MM bolts (3) using the Big Allen Key (6). Tighten 75% for now!



Step 3

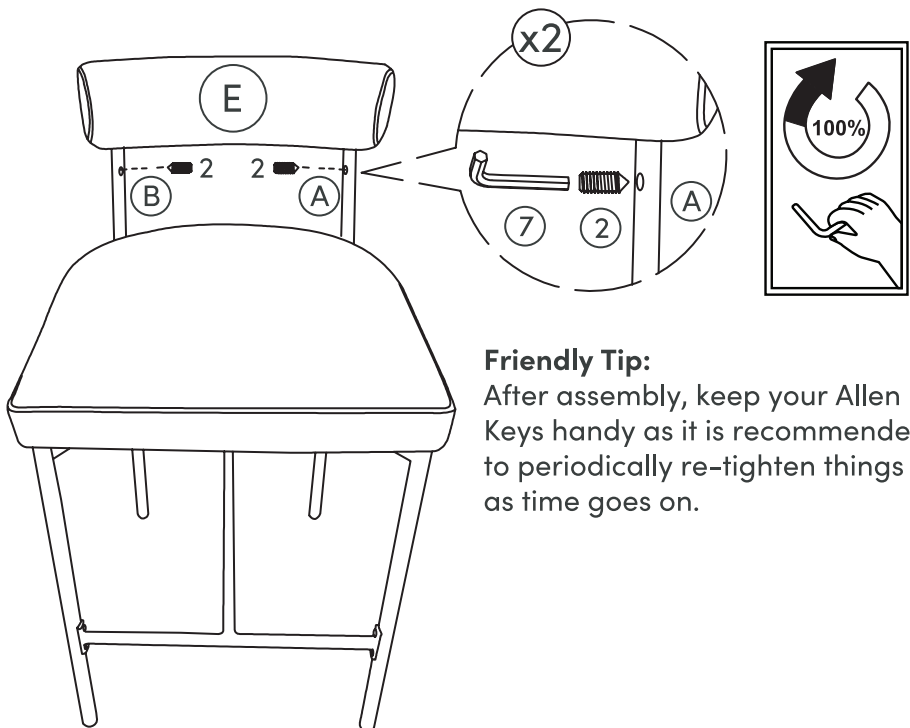
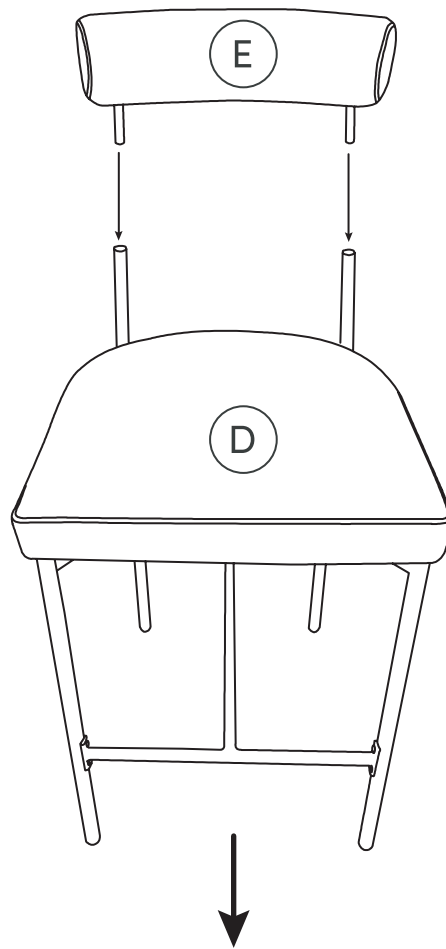
You're within minutes of pressing play on Netflix (or Hulu if that's your thing).

Secure the Seat (D) to the frame. Tighten all bolts 75% for now!



Step 4

Line up the Back Rest (E) with the back of the Seat (D) and push down. Secure with the M6*8MM bolts.



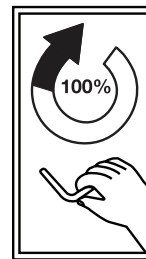

Friendly Tip:

After assembly, keep your Allen Keys handy as it is recommended to periodically re-tighten things as time goes on.

Step 5

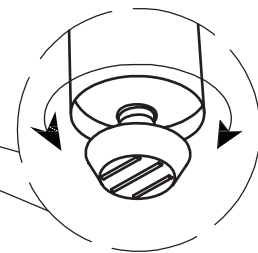
Last, but not least, twist on the floor protectors and tighten all bolts.

And now you're all done! We knew you could do it. Time to treat yourself to a pizza.



Once ALL bolts are aligned, go ahead and tighten them all to 100%

(Including those from Step 1)



**Wobbly or unlevel?
Adjust feet until stable!**



We want your products to last as long as possible, so we recommend that you tighten the bolts & screws 2 weeks after assembly and for added safety, check the tightness of all bolts & screws every 2 months.

No heartburn, when we handle the return

Give us a call **1-866-619-1004** or shoot us a message at **help@nathanjames.com** we will issue you a free replacement with **zero hassle**.

Our way



Give us a call



Replacement



You

Their way



Re-package item



Schedule pick up



Track package



Replacement



You

We really don't want you to go through the hassle of re-packaging your item and sending it back, because let's be honest...nobody has time for that.

Safety first, fun later

We want your Bar Stool to last as long as possible, so we recommend that you tighten the screws 2 weeks after assembly and for added safety check the tightness of all screws every 2 months.

For proper care and treatment of fabric & metal please check our website at NathanJames.com/products

Safe use of this product starts with you.

Use this Bar Stool responsibly with the primary concern for your safety. Follow assembly instructions carefully and inspect product upon receipt and each use.

Nathan James and its parent companies cannot be held legally responsible for any injuries or death resulted from failure to follow instructions or improper use of this product.

Do not modify the structure of this product in any way.

Our products have been tested to meet specific safety measures as they were originally intended to be sold. Any modifications will present the risk of creating significant safety issues which NJ will not be responsible for.

Proper use

DO NOT	use for commercial purposes
DO NOT	frolic on bar stool
DO NOT	use bar stool as foot stool
DO NOT	leave spilled liquid on seat
DO NOT	use bar stool if damaged
DO NOT	make temporary repairs
DO NOT	use outdoors

We are only in business if you're happy

For starters, thanks for being you.

☎ Toll-free at 1-866-619-1004


✉ Help@nathanjames.com

🌐 NathanJames.com/help

We do our best to ensure your furniture arrives without any problems, but occasionally mistakes happen—as humans we are imperfect beings. In the event that a part is damaged or missing, we will be more than happy to provide you with replacement part(s) for free.

Warranty

This product comes with a lifetime warranty from the date of purchase. Please use your phone to scan the QR code to register your product or visit <https://goo.gl/i9dk3q>



Did we do alright? Please spread the love!

If you are happy with your product, tell your friends and family about us or even better leave us a review online. Spreading the word gives us the opportunity to make more people happy and keep our prices low for your next purchase.

Brooklyn Burdon

Founder, Nathan James