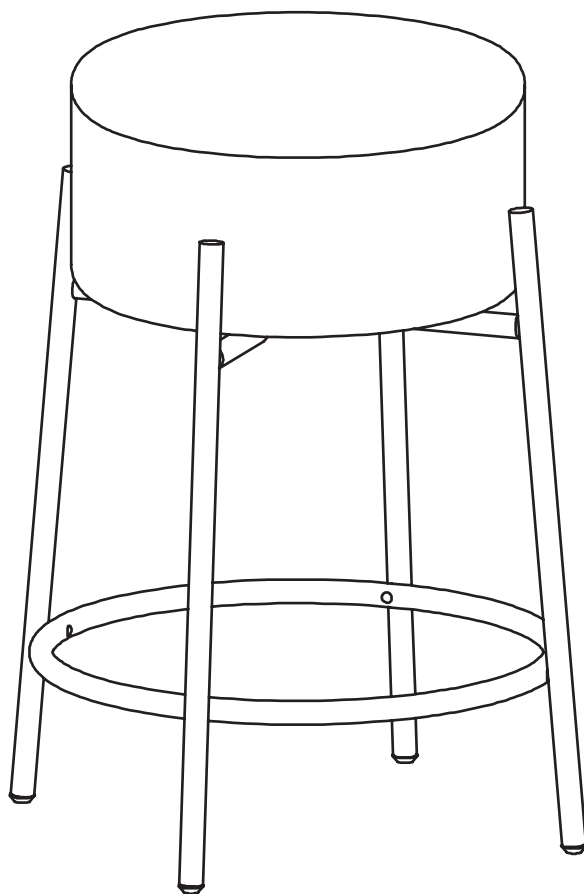


Let's build the

Isaac Bar Stool

SKU 22801



Scan me!

Inspiration
Digital Instructions
Free Lifetime Warranty

nathan james

22-0706

Ok, let's get rolling

This should be easy, just follow our instructions and you will be back to Netflix in no time.

Estimated time for assembly



15:00

What you need

- Some of your favourite bubbly or your preferred relaxant
- Use the packaging carton as a working surface to prevent product damage during assembly

Do not use a drill



Weight Limitation



300
lbs

Toll-free at 1-866-619-1004
Help@nathanjames.com
Nathanjames.com/help

What's included

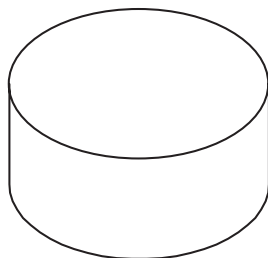
| Description | | Qty |
|-------------|---------------|-----|
| A | Seat | 1 |
| B | Leg | 4 |
| C | Foot Rest | 1 |
| 1 | M6*20mm Bolt | 8 |
| 2 | M6*30mm Bolt | 4 |
| 3 | Allen Key | 1 |
| 4 | Flat Washer | 8 |
| 5 | Spring Washer | 8 |

Scan me!

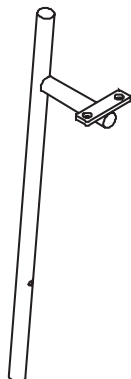
Inspiration
Digital Instructions
Free Lifetime Warranty



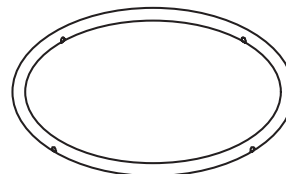
The goods



A



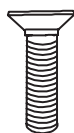
B



C



1



2



3



4



5

IMPORTANT


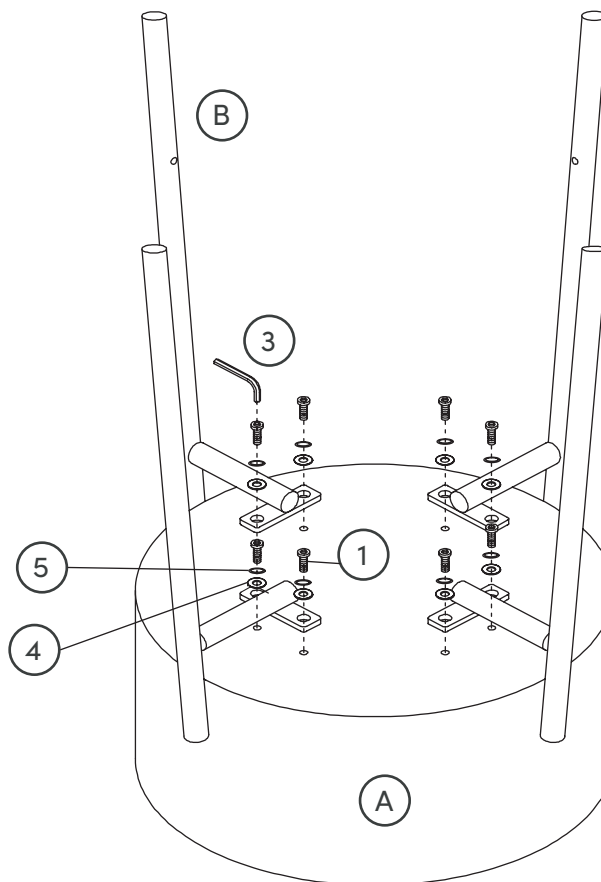
1. Do not tighten bolts / screws completely until all bolts / screws are lined up and inserted into holes.
2. Do not over tighten screws and bolts to avoid stripping.
3. Please use hand tools to assemble this product. Do not use power tools.



Step 1

Let's get this thing started!
Don't worry, this gonna be
quick and easy.


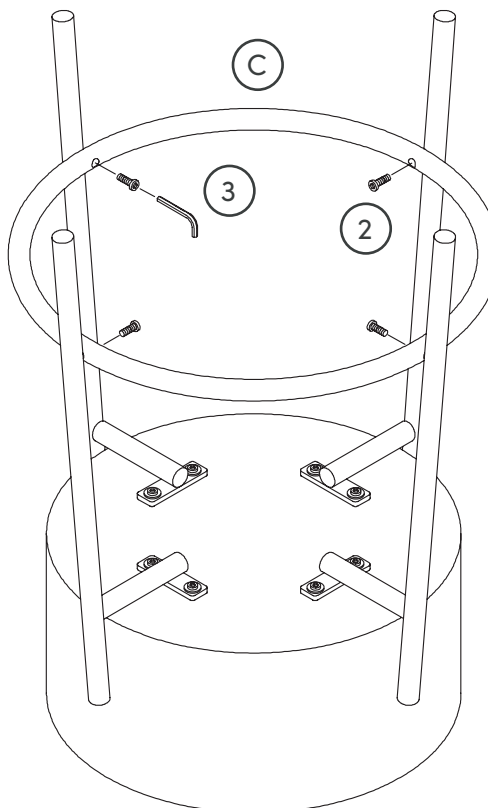
First things first, attach the
Legs (B) to the Seat (A).
Place the Flat Washer (4)
down first, then the Spring
Washer (5) on top of the Flat
Washer, and then tighten the
M6*20mm Bolts (1) to 75%
using the Allen Key (3).



Step 2

Guess what, you're almost
done! We weren't kidding when
we said this would be quick.

Now it's time to attach the
Foot Rest (C) to the stool by
using the M6*30mm Bolts (2).
Tighten using the Allen Key (3).



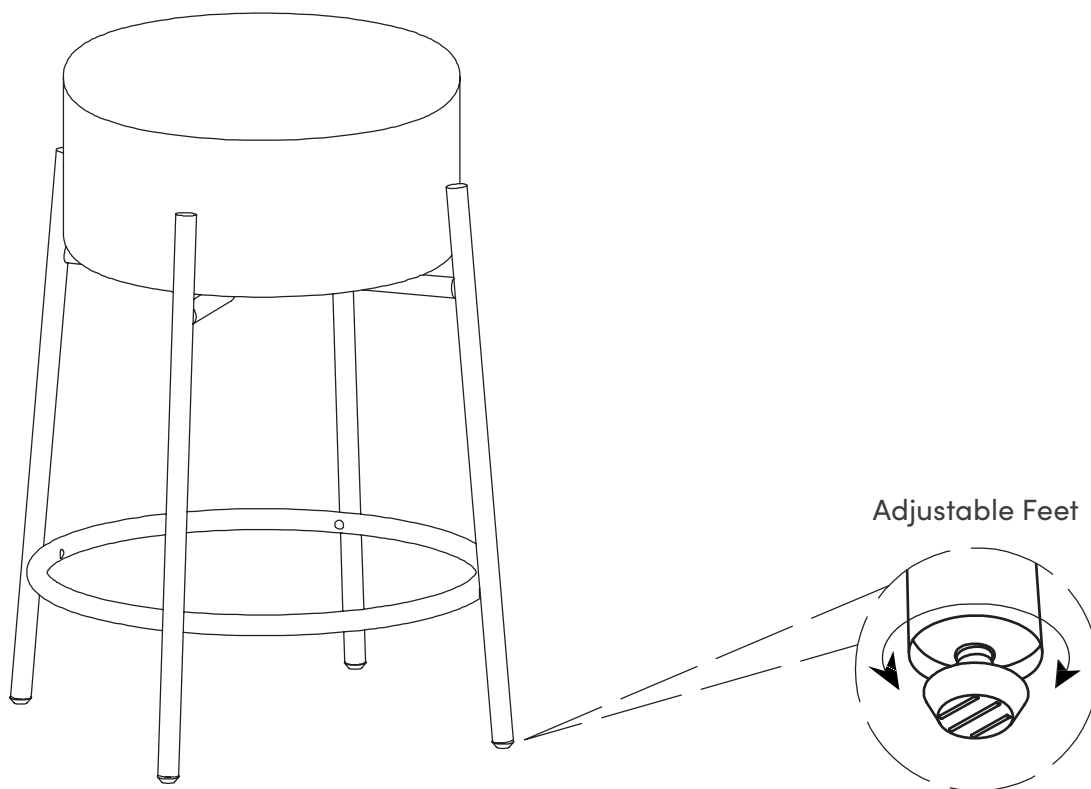
Once ALL bolts
are aligned,
go ahead and
tighten them all
to 100%
(including those
from Step 1)



Step 3

Now it's time for the finishing touches.
Tighten or loosen the adjustable feet
to be sure your new bar stool is level.

And that's it, you're done! Time to
order some celebratory pizza.



No heartburn, when we handle the return

Give us a call **1-866-619-1004** or shoot us a message
at **help@nathanjames.com** we will issue you a free
replacement with **zero hassle**.

Our way



Give us a call



Replacement



You

Their way



Re-package item



Schedule pick up



Track package



Replacement



You

We really don't want you to go through the hassle of re-packaging your item
and sending it back, because let's be honest...nobody has time for that.



Safety first, fun later

We want your bar stool to last as long as possible, so we recommend that you tighten the screws 2 weeks after assembly and for added safety check the tightness of all screws every 2 months.

For proper care and treatment please check our website at NathanJames.com/products

Safe use of this product starts with you.

Use this bar stool responsibly with the primary concern for your safety. Follow assembly instructions carefully and inspect product upon receipt and each use.

Nathan James and its parent companies cannot be held legally responsible for any injuries or death resulted from failure to follow instructions or improper use of this product.

Do not modify the structure of this product in any way.

Our products have been tested to meet specific safety measures as they were originally intended to be sold. Any modifications will present the risk of creating significant safety issues which NJ will not be responsible for.

Proper use

- DO NOT** use for commercial purposes
- DO NOT** frolic on bar stool
- DO NOT** use bar stool as foot stool
- DO NOT** leave spilled liquid on seat
- DO NOT** use bar stool if damaged
- DO NOT** make temporary repairs
- DO NOT** use outdoor



We are only in business if you're happy

For starters, thanks for being you.

☎ Toll-free at 1-866-619-1004

✉ Help@nathanjames.com

🌐 NathanJames.com/help

We do our best to ensure your furniture arrives without any problems, but occasionally mistakes happen—as humans we are imperfect beings. In the event that a part is damaged or missing, we will be more than happy to provide you with replacement part(s) for free.

Warranty

This product comes with a lifetime warranty from the date of purchase. Please use your phone to scan the QR code to register your product or visit <https://goo.gl/i9dk3q>



Did we do alright? Please spread the love!

If you are happy with your product, tell your friends and family about us or even better leave us a review online. Spreading the word gives us the opportunity to make more people happy and keep our prices low for your next purchase.

Brooklyn Burdon

Founder, Nathan James

