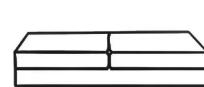
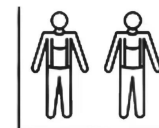


ASSEMBLY INSTRUCTION

LG-6012K-S0FA



A*1



B*1



C*1 LEFT



C*1 RIGHT



D*2



E*2



F*2

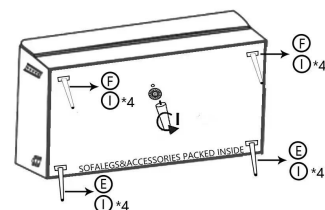


I*16

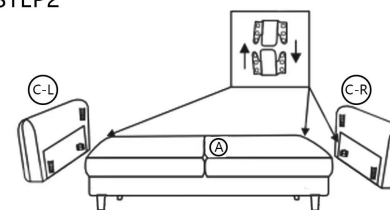


I*1


STEP1



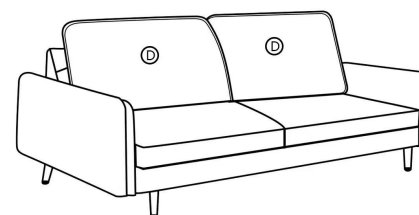
STEP2



STEP3

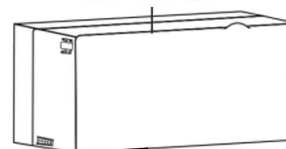


STEP4



KINDLY REMINDER

D*2, E*2, F*2, I*16
PACKED IN LOVESEAT



CAREFULLY UNPACK AND PLACE THE LOVESEAT BODY(A) ON A CLEAN FLAT SURFACE TO SHOW THE BASE AS SHOWN.
UNPACK PARTS FROM THE STORAGE COMPARTMENT