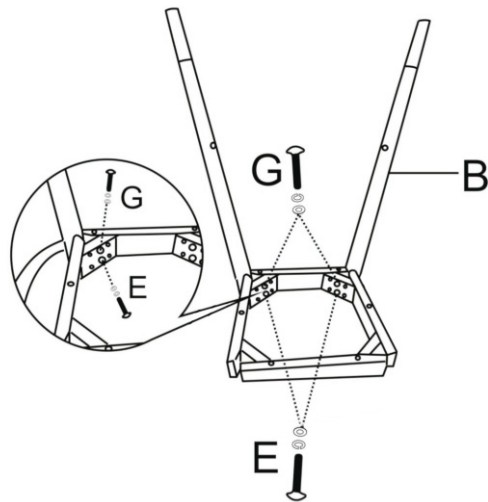



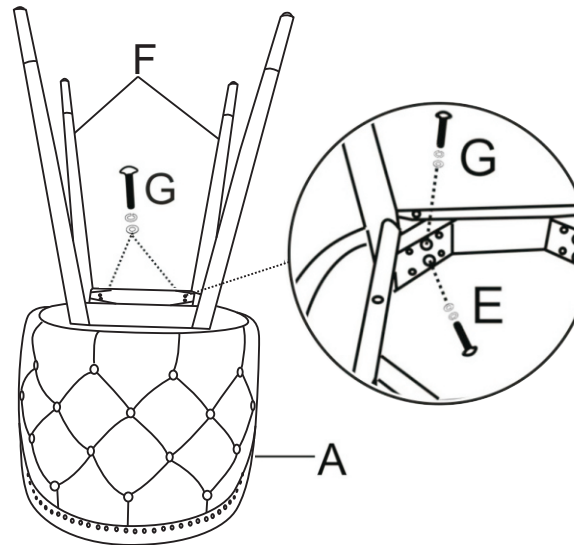
ASSEMBLING INSTRUCTION



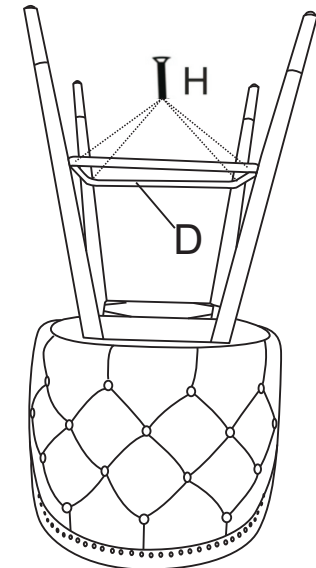
① Put the screws in the holes, tight the screws, but not too tight, 90% is ok.



④ Stand the chair upright & ensure it is level before tightening all screws, Then tight all the screws to 100%



② Put the screws in the holes, tight the screws, but not too tight, 90% is ok.



③ Put the screws in the holes, tight the screws, but not too tight, 90% is ok.

<p>A</p>	<p>F</p>	<p>B</p>	<p>D</p>
<p>Back 1PC</p>	<p>Front Leg 2PCS</p>	<p>Back Leg 2PCS</p>	
<p>E</p> <p>M6x65mm 4PCS</p>	<p>G</p> <p>M6x70mm 4PCS</p>	<p>H</p> <p>M6x30mm 4PCS</p>	<p>I</p>