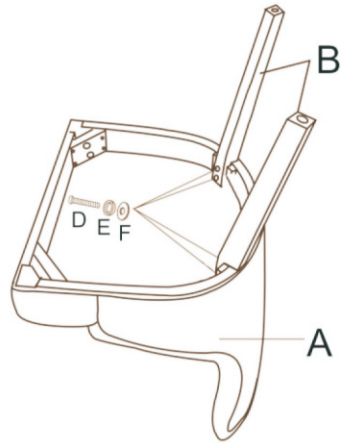


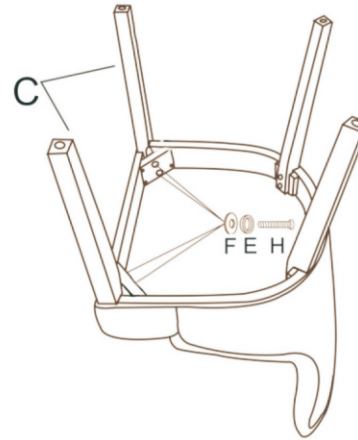
## ASSEMBLING INSTRUCTION

1




Put the screws in the holes, tight the screws, but not too tight, 90% is ok.

2



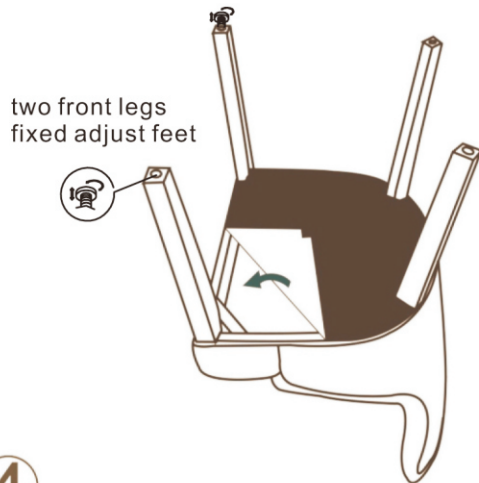
Put the screws in the holes, tight the screws, but not too tight, 90% is ok.

3











Stand the chair upright & ensure it is level before tightening all screws. Then tight all the screws to 100%

4



two front legs fixed adjust feet

Stick the black part on the seat

 <p>A</p>	 <p>C</p>	 <p>B</p>		
Back1PC	Front leg 2PCS	Back leg 2PCS		
<p>D</p>  <p>M8x50mm 4PCS</p>	<p>H</p>  <p>M8x60mm 4PCS</p>	<p>E</p>  <p>8PCS</p>	<p>F</p>  <p>8PCS</p>	<p>G</p>  <p>1PC</p>