

SKU:KHD-MX-TC11-BLK

Lot No.: MX-No.1

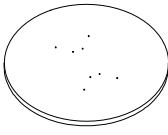
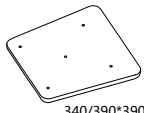
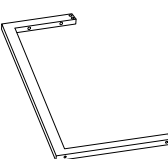

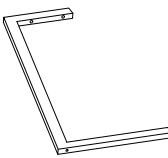
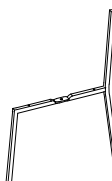

Assembly Instruction

Tips!


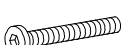
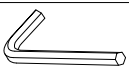
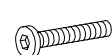

Check all the components & screws before assembly . **Do not install in case part is missing,contact us to get.** Send email with your question to support@vecelo.com. We will resend within 24 hours.



Componets

Table			Chair		
①	 Ø800*30mm	1	④	 340/390*390mm	2
②		2	⑤		2
③		2	⑥		2
			⑦		2

Screws & Tools

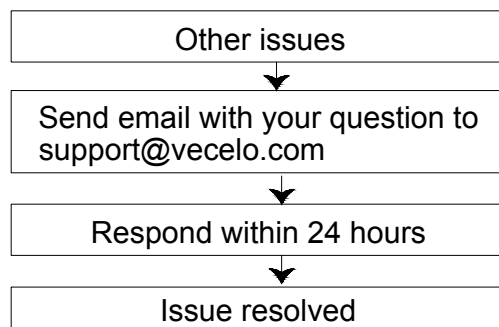
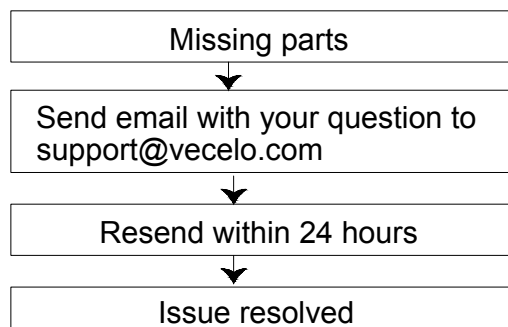
A	 M6*12mm	8	C	 M6*40mm	8	E	 4mm	1
B	 M6*35mm	18	D		6			

Return Policy

We believe you will absolutely love your new item. But if for some reason you want to return, please contact us directly before you decide to return your product. Our customer service organization can answer most concerns and assist you with any questions you may have about your new item, please email us first at: support@vecelo.com.

The item must be return within 30 days of delivery for a full refund. The item must be returned in good condition, in original box, with all original proof of purchase, parts and accessories.

Trouble shooting:

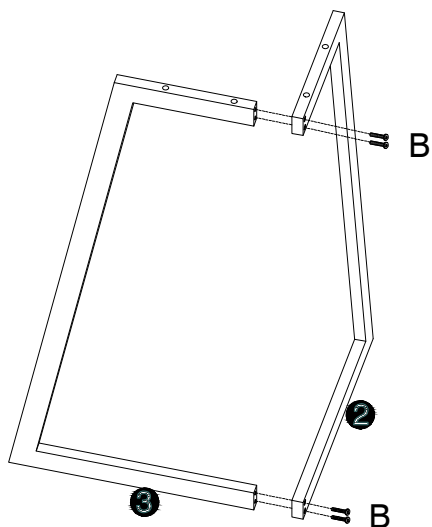
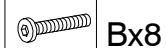


We control manufacturing and distribution ourselves, ensure the quality .

Table Assembly

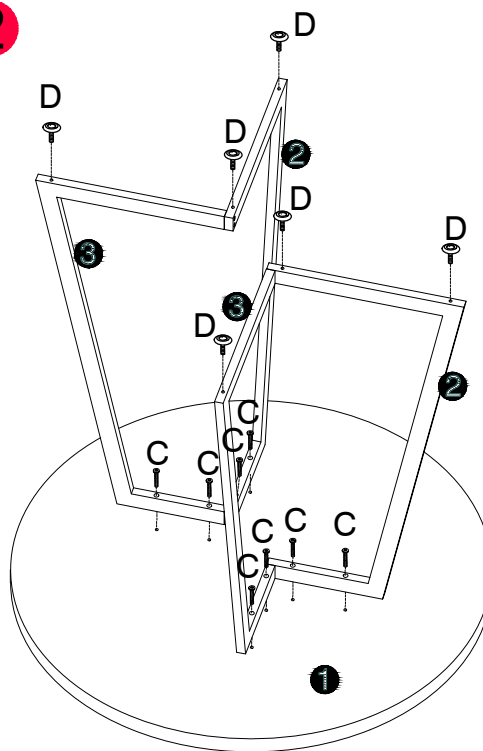
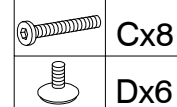
1

StepA: Table installation steps



x2

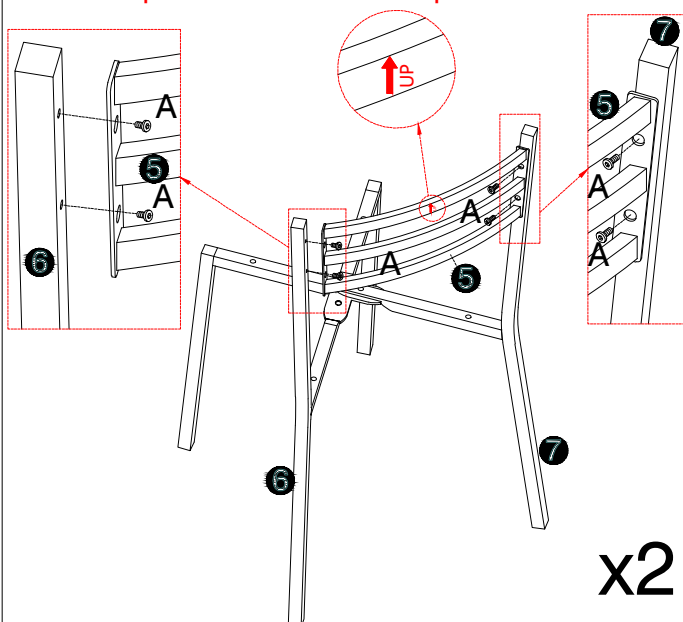
2



Chair Assembly

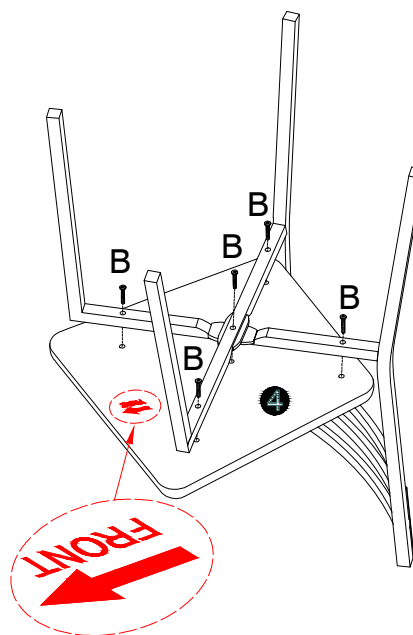
3

StepB: Chair installation procedure



x2

4



x2

Customer Service

Email: support@vecelo.com

Website: www.vecelo.com