

# ASSEMBLY INSTRUCTION

HFSN-932

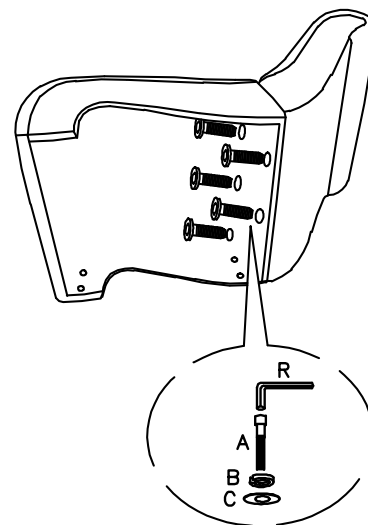
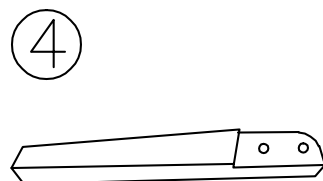
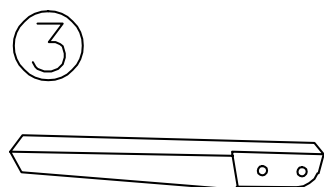
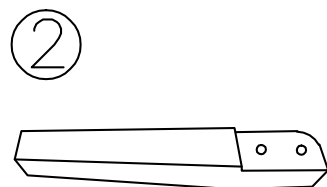
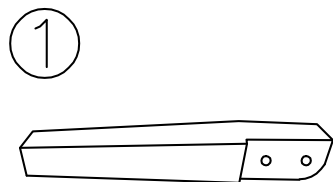
A × 9  
M8x50mm

B × 13  
M8

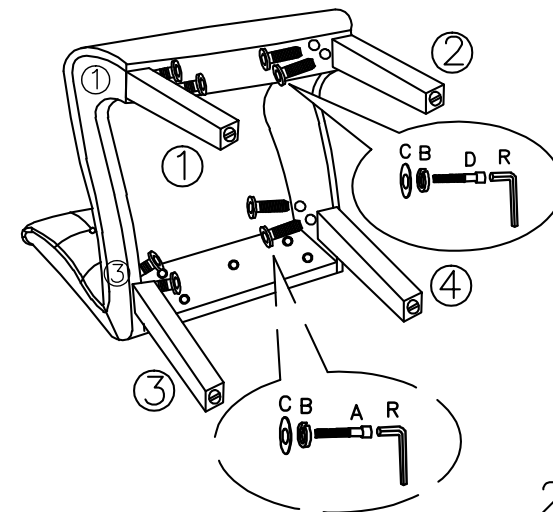
C × 13  
M8x22mm

D × 4  
M8x60mm


R × 1  
M6



1



2



3

**Note:** Put all the screws into the holes site, and then tighten them. Do not tighten one by one.