

Thank You For Shopping With COZAYH HOME


We value your feedback and want to hear from you. To let us know how we can improve your shopping experience, or to ask a specific question about your order, please find our contact information below.

Customer Service Line: 1.312.600.5553 (M-F 9am-5pm Central Time)

Customer Service Email: Support@cozayh.com








Website: www.cozayhhome.com

SKU: PH04015

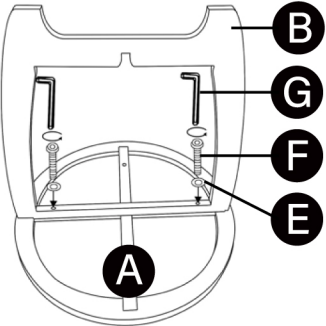


Assembly Instructions

Laying out all the parts and hardware, identifying each part as shown may help you as you assemble the table.

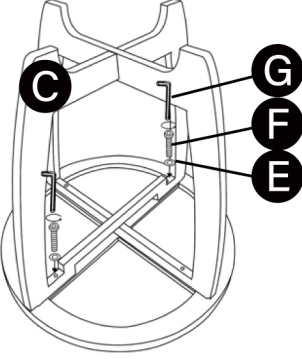
ITEM	PART	DESC.	QTY	ITEM	PART	DESC.	QTY	ITEM	PART	DESC.	QTY
A		Table top	1	D		Bottom shelf	1	G		Allen wrench	1
B		Wood base	1	E		Flat washers	4				
C		Wood base	1	F		Bolts (Ø6×40mm)	4				

STEP 1



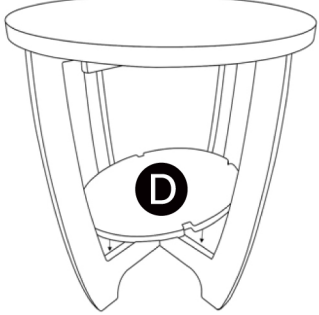
Flip the table top upside down, attach wood base B to the bottom of table top A using bolts and flat washers as shown above.

STEP 2




Attach wood base C to the bottom of table top A using bolts and flat washers as shown above.

STEP 3



Insert bottom shelf D as shown above.

STEP 4



Please make sure all the bolts are fully tightened before using this table.



WARNING

- Do not dispose of any packaging or contents of the shipping carton until assembly is completed to avoid accidentally discarding small parts or hardware.
- Choking Hazard – Adult assembly required. It may contain small parts and sharp points.
- Do NOT use power tools.
- This product can hold a maximum load of 25 Lbs. Do NOT overload.



COZAYH HOME