


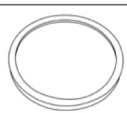





Thank You For Shopping With COZAYH HOME

We value your feedback and want to hear from you. To let us know how we can improve your shopping experience, or to ask a specific question about your order, please find our contact information below.

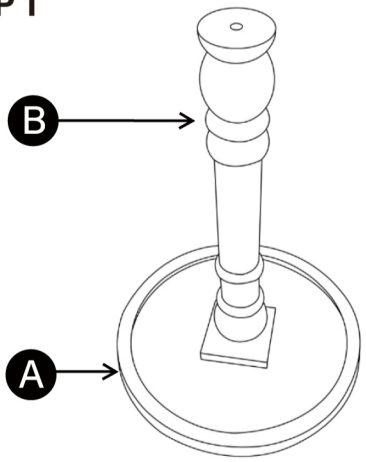
Customer Service Line: 1.312.600.5553 (M-F 9am-5pm Central Time)

Customer Service Email: Support@cozayh.com

Website: www.cozayhhome.com

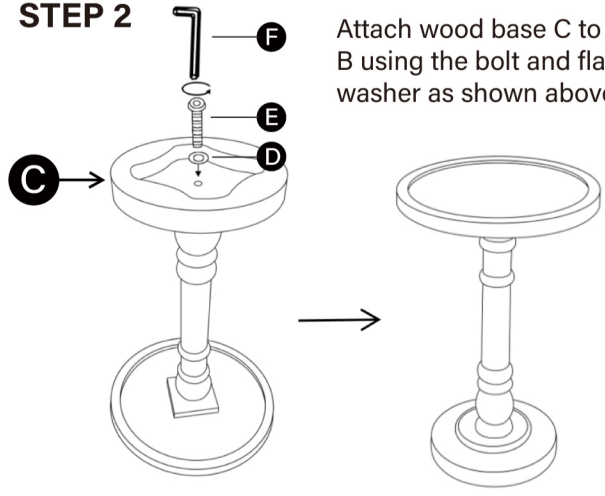
 <div style="display: inline-block; vertical-align: middle;"> SKU: PH0307-4 </div> <h2 style="margin: 0;">Assembly Instructions</h2> <p style="margin: 0;">Laying out all the parts and hardware, identifying each part as shown may help you assemble the table.</p>							
ITEM	PART	DESC.	QTY	ITEM	PART	DESC.	QTY
A		Table top	1	D		Flat washer	1
B		Leg	1	E		Bolt (Ø8×40mm)	1
C		Wood base	1	F		Allen wrench	1

STEP 1



Flip the table top A upside down. Screw leg B to the bottom of table top A.

STEP 2



Attach wood base C to leg B using the bolt and flat washer as shown above.

Please make sure the bolt is fully tightened before using this table.



WARNING

- Do not dispose of any packaging or contents of the shipping carton until assembly is completed to avoid accidentally discarding small parts or hardware.
- Choking Hazard – Adult assembly required. It may contain small parts and sharp points.
- Do NOT use power tools.
- This product can hold a maximum load of 25 Lbs. Do NOT overload.



COZAYH HOME