



## Parts and Damage Replacement Procedure

1. Please inspect your purchase immediately.
2. This procedure covers product purchased from an authorized Roundhill Reseller and was received in its originally sealed carton.
3. If you find a part missing or damaged, you have a 30-day window in which to order a replacement part from the date on your purchase receipt.
4. You have 3 ways to do this. You will need a copy of your purchase receipt.
  - a. By Fax: Fax the parts order form below and along with your receipt to 614-878-7918
  - b. By Email: Email the order form and along with your receipt to: [parts@roundhillfurniture.com](mailto:parts@roundhillfurniture.com)
  - c. By Mail: Fill out the parts order form below and along with a copy of your receipt send it to Roundhill furniture parts department 3640 Zane Trace Drive, Columbus OH 43228
5. Once this order is sent in, you will be notified if the part(s) you are requesting can or cannot be shipped within 7-10 business days.

**A COPY OF YOUR PURCHASE RECEIPT OR INVOICE MUST BE ATTACHED TO THIS ORDER FORM.  
NO ORDERS WILL BE PROCESSED WITHOUT PROOF OF PURCHASE.**

NAME: \_\_\_\_\_

ADDRESS: \_\_\_\_\_ (No Post Office Boxes)

CITY: \_\_\_\_\_ STATE: \_\_\_\_\_ ZIP: \_\_\_\_\_

PHONE: \_\_\_\_\_ FAX: \_\_\_\_\_

EMAIL: \_\_\_\_\_

### **REASON FOR REPLACEMENT/PLEASE CHECK APPROPRIATE BOX.**

- ☐ Damaged /scratched, cracked, broken, crushed, etc.
- ☐ Mechanical malfunction/ drawer glides, swivel mechanisms, lid stays, etc.
- ☐ Missing pieces
- ☐ Unfinished surface
- ☐ Wrong color
- ☐ Other

IF MORE THAN ONE MODEL NUMBER IS LISTED ABOVE, PLEASE SPECIFY THE EXACT MODEL NUMBER OF YOUR ITEM IN THE SPACE PROVIDED BELOW.

Model Number	Part Letter Code	Quantity

## ASSEMBLY INSTRUCTIONS

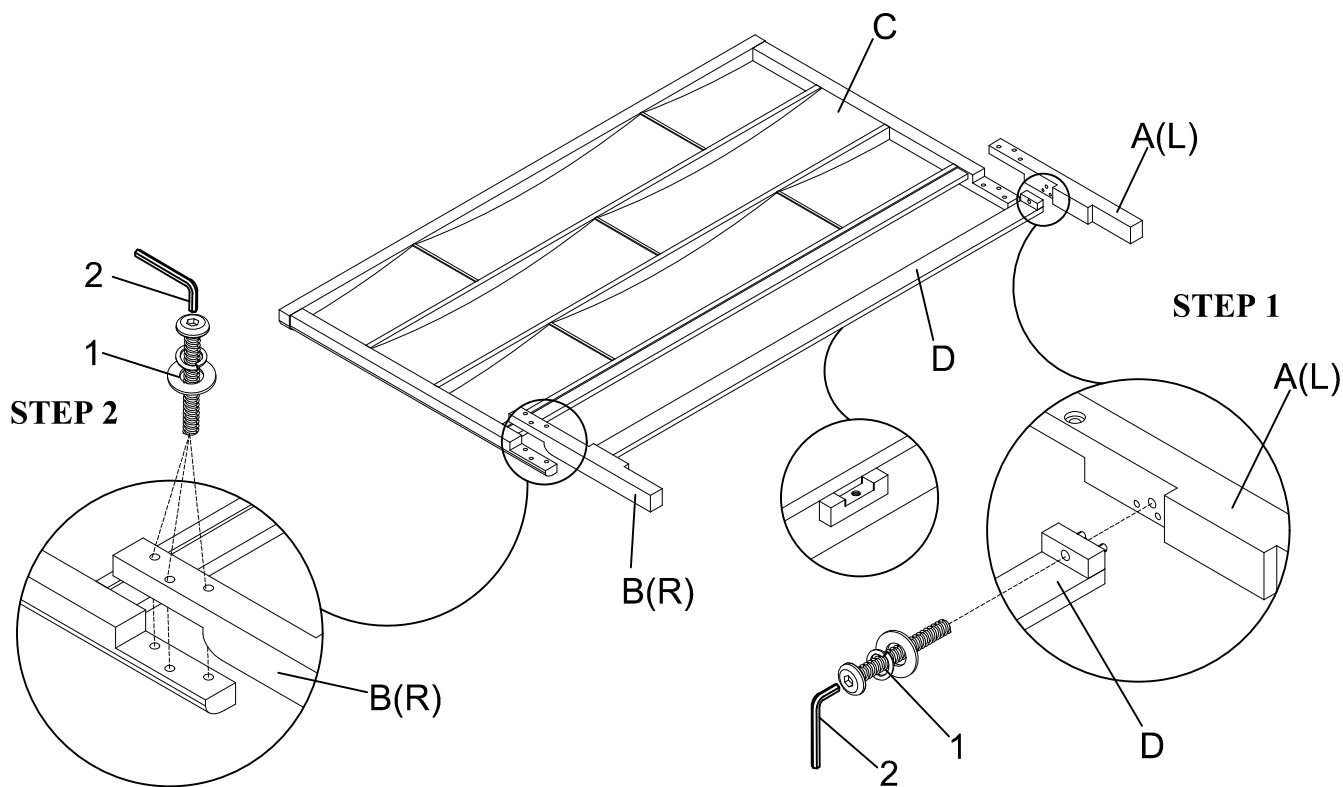
MODEL: B466K-HB/FB/RL

DESCRIPTION: King Headboard  
Footboard & Slats  
Side Rails

Thank you for purchasing this quality product. Be sure to check all packing material carefully for small Hardware which may have some loose inside the carton during shipment. Identify and count all Hardware. Identify and count all Hardware and compare with the Hardware List Below.

PART LISTS			
No.	Sketch	Description	Q'ty
A		Head board Leg (L)	1pc
B		Head board Leg (R)	1pc
C		Head board panel	1pc
D		Head board bottom rail	1pc
E		Side rail	2pcs
F		Panel FootBoard	1pc
G		Slats	5pcs
H		Extend support legs	10pcs
I		Support legs for center rail and slat	10pcs

HARDWARE LISTS			
No.	Outlook	Size	Q'ty
1		JCBC bolt Ø5/16"X18X2"	8pcs
		Lock Washer Ø5/16"x1.5mm	8pcs
		Flat Washer Ø5/16"X19mmX1.5mm	8pcs
2		Allen Key	1pc
3		Wood Screw #4 x 1-1/4"L	10pcs
<b>The screwdriver is not included</b>			



## ASSEMBLY INSTRUCTIONS

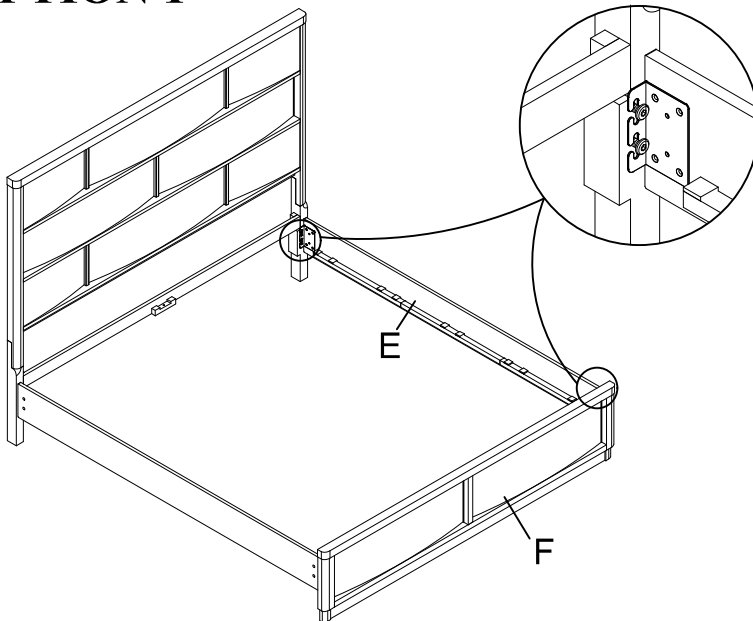
MODEL: B466K-HB/FB/RL

DESCRIPTION: King Headboard  
Footboard & Slats  
Side Rails

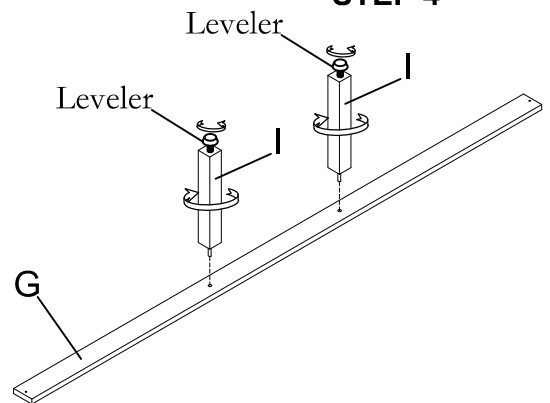
Thank you for purchasing this quality product. Be sure to check all packing material carefully for small Hardware which may have some loose inside the carton during shipment. Identify and count all Hardware. Identify and count all Hardware and compare with the Hardware List Below.

### OPTION 1

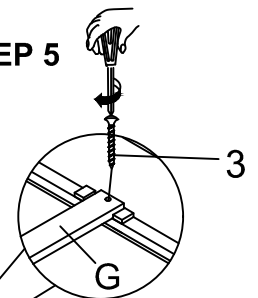
#### STEP 3



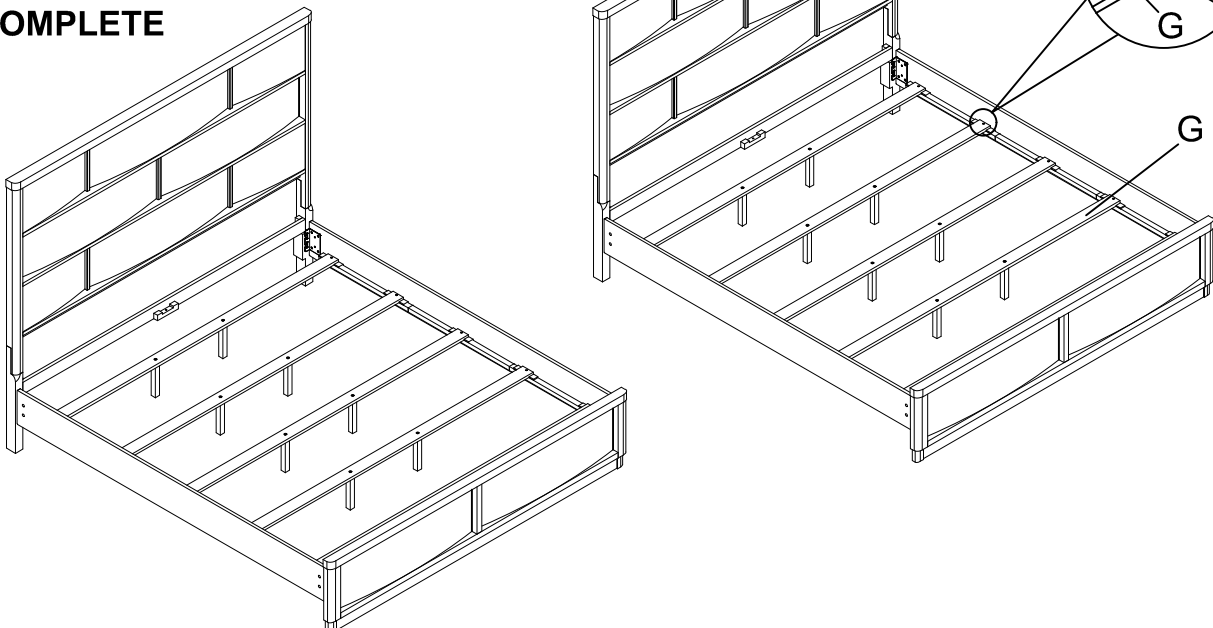
#### STEP 4



#### STEP 5



### COMPLETE



## ASSEMBLY INSTRUCTIONS

MODEL: B466K-HB/FB/RL

DESCRIPTION: King Headboard  
Footboard & Slats  
Side Rails

Thank you for purchasing this quality product. Be sure to check all packing material carefully for small Hardware which may have some loose inside the carton during shipment. Identify and count all Hardware. Identify and count all Hardware and compare with the Hardware List Below.

### OPTION 2

