



Liberty Furniture
INDUSTRIES, INC


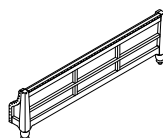
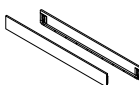




ASSEMBLY INSTRUCTION

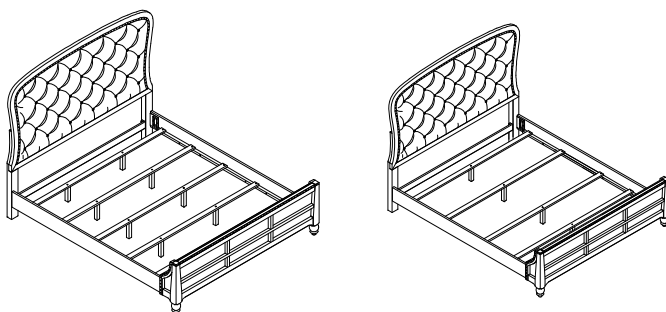
DESCRIPTION: KING TUFTED PANEL HEADBOARD
KING UPH SHELTER FOOTBOARD
QUEEN TUFTED PANEL HEADBOARD
QUEEN UPH SHELTER FOOTBOARD
PANEL BED RAILS

Item#: 615-BR15HUT-BR16FUS/BR91
615-BR13HUT-BR14FUS/BR91

Thank you for purchasing this quality product. Be sure to check all packing material carefully for small parts which may have come loose inside the carton during shipment. Identify and count all parts and compare with the parts List Below:

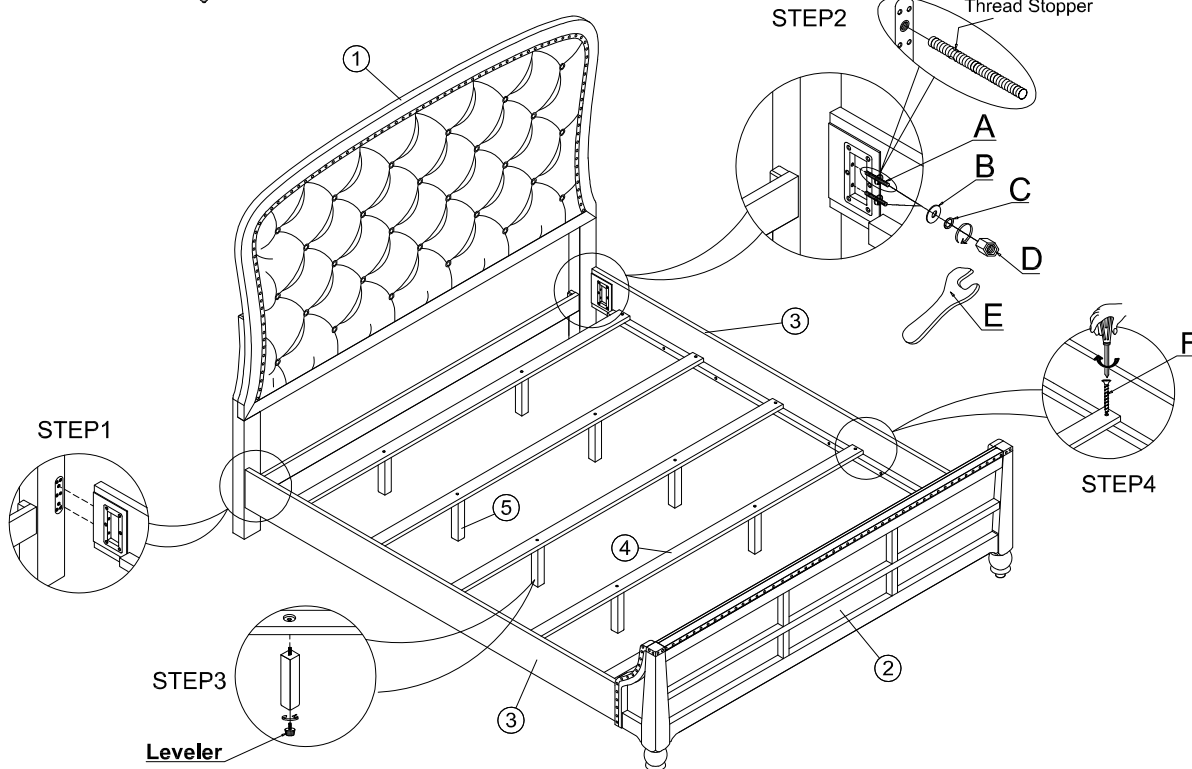
PART LIST:

① 	② 	③ 	④  KING BED SLATS: 5PCS	⑤  KING BED SUPPORT LEGS: 10PCS
UPH HEADBOARD: 1PC	UPH FOOTBOARD: 1PC	SIDE RAIL: 2PCS	 QUEEN BED SLATS: 4PCS	 QUEEN BED SUPPORT LEGS: 4PCS



⑥ HARDWARE LIST

NO.	Drawing	Description	Q'ty
A		Threaded Bolt Ø5/16" X3-1/2"	8pcs
B		Flat washer (Ø5/16"x19mm)	8pcs
C		Spring washer (Ø5/16")	8pcs
D		Hex Nut (Ø5/16")	8pcs
E		Ø5/16" Wrench(12mm)	1pc
F		Wood screw Ø8 x 1" (for King Bed)	10pcs
G		Wood screw Ø8 x 1" (for Queen Bed)	8pcs



CLEANING INSTRUCTION