




Liberty Furniture
INDUSTRIES, INC

ASSEMBLY INSTRUCTION

ITEM#: 457-BR41

DESCRIPTION: 5 DRAWER CHEST

Thank you for purchasing this quality product. Be sure to check all packing material carefully for small parts, which may have come loose inside the carton during shipment. Identify and count all parts and compare with the parts list below.




PARTS LIST

NO	DRAWING	DESCRIPTION	Q'TY
1		5 Drawer Chest	1pc

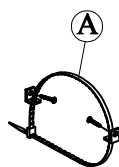
HARDWARE LIST

NO	DRAWING	DESCRIPTION	Q'TY
A		Tipping Restraint	1pc

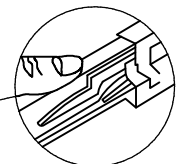
STEP 1



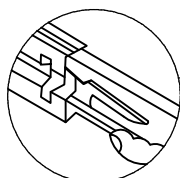
Furniture Tipping Restraint must always be used to prevent the furniture from tipping



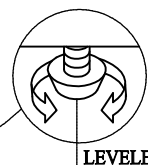
1



Push tab down to remove drawer



Push tab up to remove drawer



LEVELER