



**Liberty Furniture**  
INDUSTRIES, INC

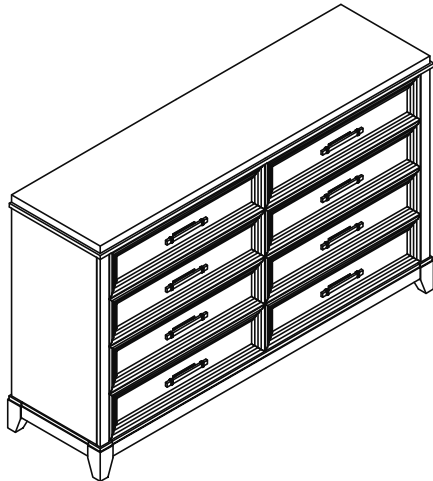
# LIBERTY FURNITURE

## ASSEMBLY INSTRUCTION

**ITEM# : 902-BR31**

**DESCRIPTION : 8 DRAWER DRESSER**

Thank you for purchasing this quality product. Be sure to check all packing material carefully for small parts which may have come loose inside the carton during shipment. Identify and count all parts and compare with the parts list below:

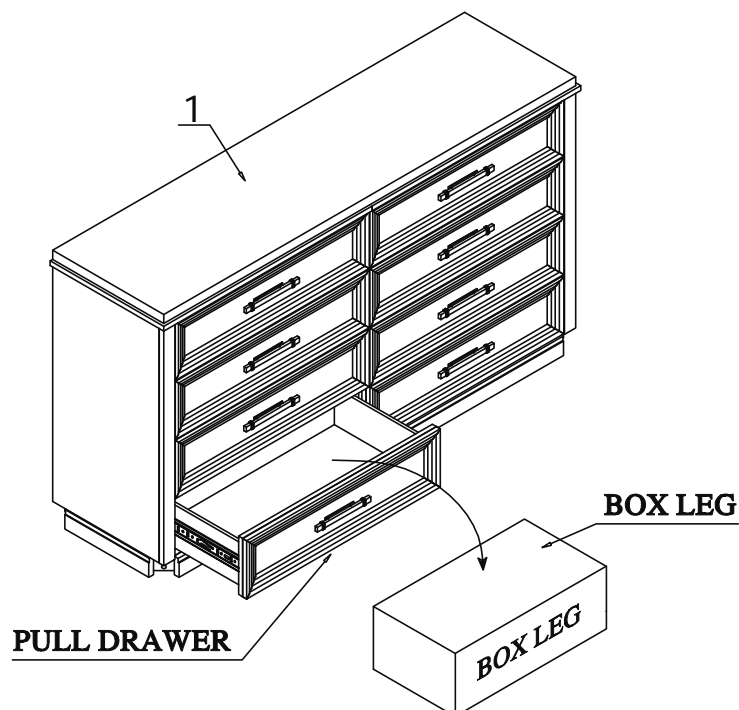


### PARTS LIST

NO.	DRAWING	DESCRIPTION	Q'TY
1		DRESSER	1PC
2		LEG	4PCS
3		CENTER SUPPORT LEG	1PC

NO.	HARDWARE LIST		Q'TY
A		HEX NUT $\phi 5/16"$	8 PCS
B		LOCK WASHER $\phi 5/16"$	8 PCS
C		FLAT WASHER $\phi 5/16" \times 19 \times 2\text{mm}$	8 PCS
D		OPEN WRENCH 5mm	1PC
E		Furniture Tipping Restraint	1PC

### STEP 1





**Liberty Furniture**  
INDUSTRIES, INC

# LIBERTY FURNITURE

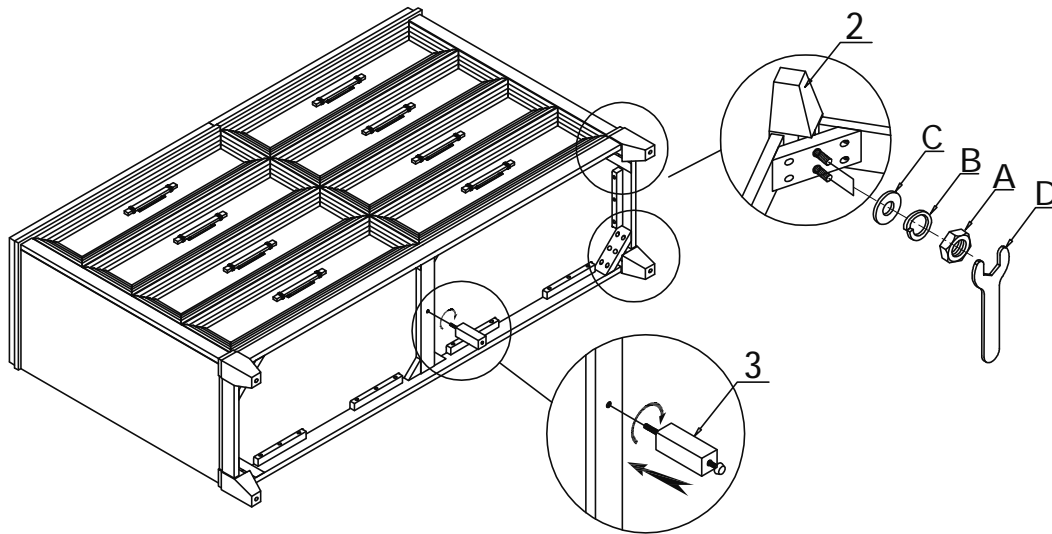
## ASSEMBLY INSTRUCTION

**ITEM# : 902-BR31**

**DESCRIPTION : 8 DRAWER DRESSER**

Thank you for purchasing this quality product. Be sure to check all packing material carefully for small parts which may have come loose inside the carton during shipment. Identify and count all parts and compare with the parts list below:

### STEP 2



### STEP 3

