



Liberty Furniture
INDUSTRIES, INC

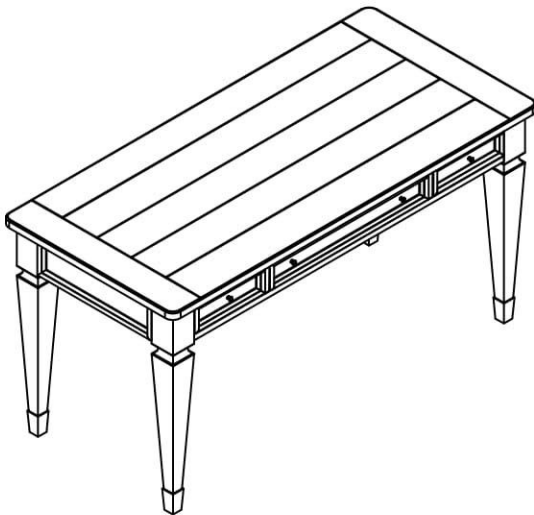
LIBERTY FURNITURE

ASSEMBLY INSTRUCTION

ITEM# : 417-HO107

DESCRIPTION: WRITING DESK

Thank you for purchasing this quality product. Be sure to check all packing material carefully for small parts, which may have come loose inside the carton during shipment. Identify and count all parts and compare with the parts list below.



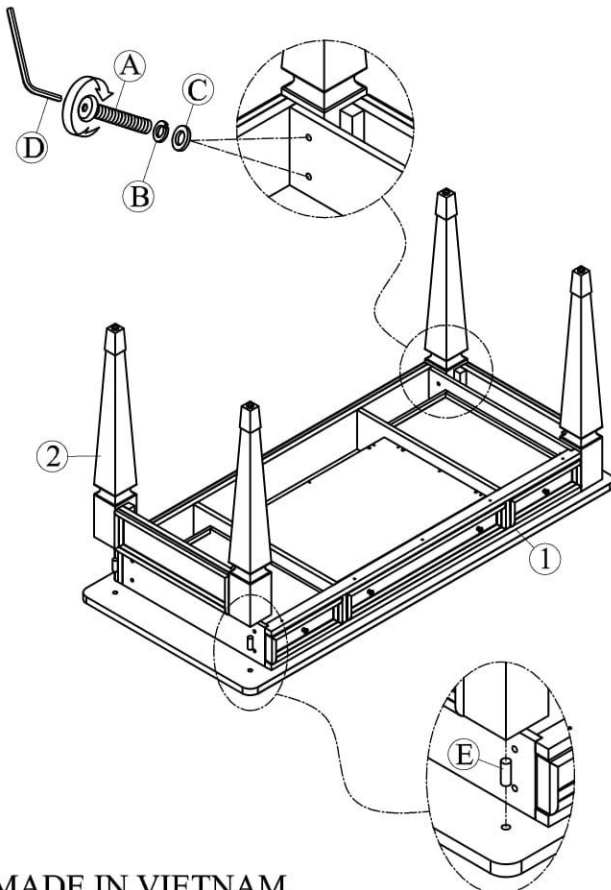
PARTS LIST

NO	DRAWING	DESCRIPTION	Q'TY
1		Desk Top	1
2		Leg Frame	2

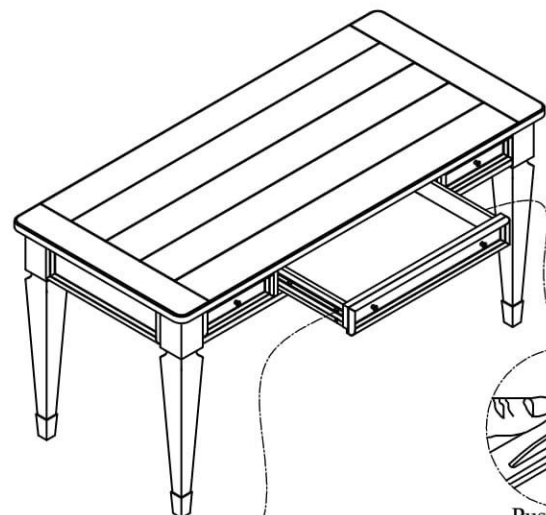
HARDWARE LIST

NO	DRAWING	DESCRIPTION	Q'TY
A		Bolt Ø5/16"-18*38mm(L)	8
B		Spring Washer Ø5/16"*Ø13mm	8
C		Flat Washer Ø5/16"*Ø19mm	8
D		Allen Key 4mm	1
E		Wood Dowel Ø12*40mm	4

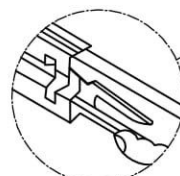
STEP 1



MADE IN VIETNAM



Push tab down
to remove drawer



Push tab up
to remove drawer

To remove drawer, simultaneously pull
tab up on one side and push tab down
on the other side and remove drawer.