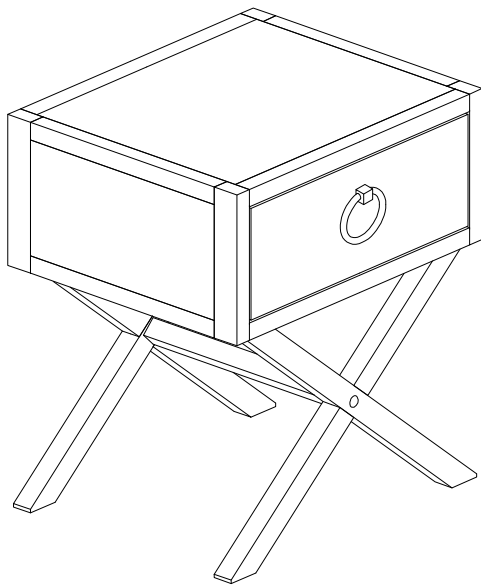


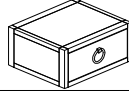


## ASSEMBLY INSTRUCTIONS

**ITEM#: 2030-AT1922 DESCRIPTION: 1 DRAWER ACCENT TABLE**

Thank you for purchasing this quality product. Be sure to check all packing material carefully for small parts which may have come loose inside the carton during shipment. Identify and count all parts and compare with the parts list below:










### PARTS LIST

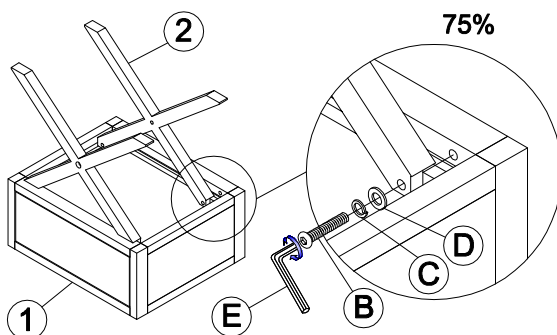
NO.	SKETCH	PARTS	Q'TY
1		NIGHTSTAND TOP	1PC
2		LEGS	2PCS
3		STRETCHER	1PC

4

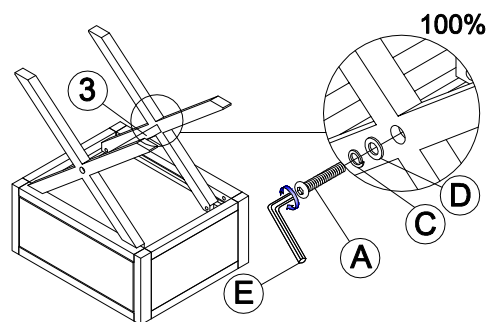
### ASSEMBLY HARDWARE PACK

NO.	SKETCH	HARWARE	Q'TY
A	 1/4"X 45mm	LONG BOLTS	2PCS
B	 1/4"X 35mm	SHORT BOLTS	4PCS
C	 5/16"X13mm	LOCK WASHER	6PCS
D	 5/16"X16mm	FLAT WASHER	6PCS
E	 4mm	ALLEN KEY	1PC
F		FELT	2PCS
G		ADJUSTABLE LEVELER	4PCS

### STEP 1:



### STEP 2:

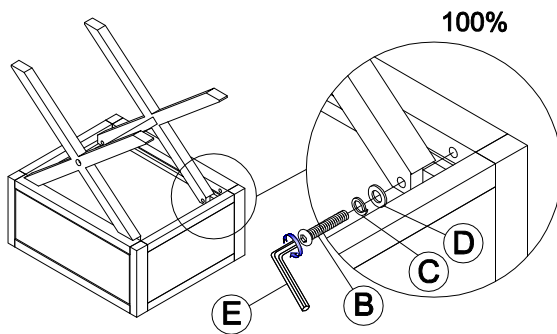


## ASSEMBLY INSTRUCTIONS

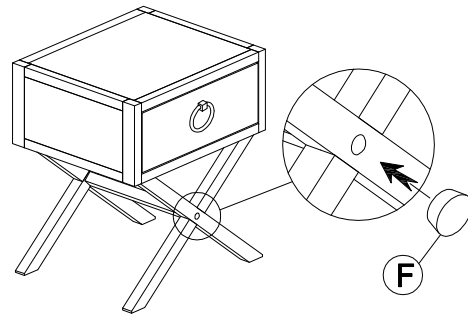
**ITEM#: 2030-AT1922 DESCRIPTION: 1 DRAWER ACCENT TABLE**

Thank you for purchasing this quality product. Be sure to check all packing material carefully for small parts which may have come loose inside the carton during shipment. Identify and count all parts and compare with the parts list below:

### STEP 3:



### STEP 4:



### STEP 5:

