

CARE AND MAINTENANCE

Store outdoor furniture indoors or cover well when not in use.  
Remove wooden furniture from standing water. Dust regularly with small brush or vacuum  
Spills should be taken care of immediately before they harden or stain with a slightly dampened sponge.

NOTICE

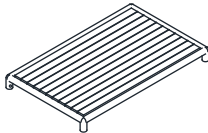



- \* Please make sure that you have all parts indicated before you begin assembly of this item
- \* This item should be assembled on a soft surface to prevent scratching the finish during assembly
- \* This item may require periodic tightening

SAFAVIEH  
C O U T U R E

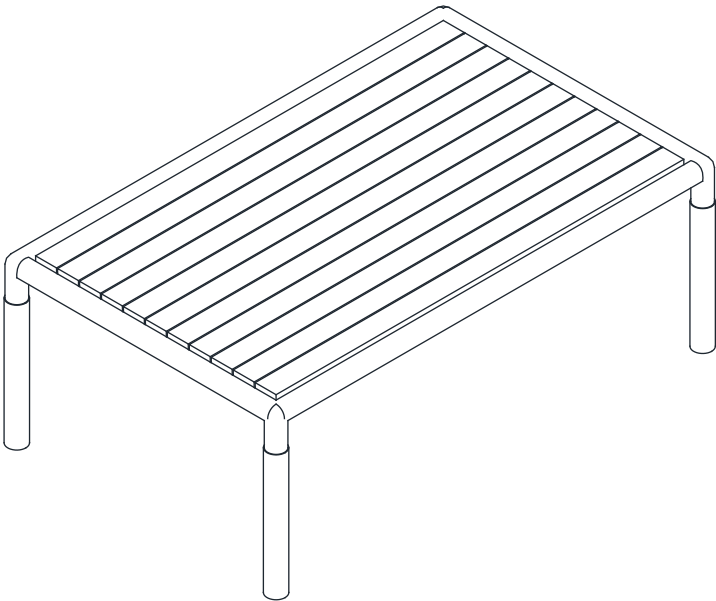
Weight Capacity : 40 Ibs  
Warning : Do not stand on table  
Warning : Do not over torque bolts / screws



Part List and Hardware List

PIECE	DESCRIPTION	PICTURE	QUANTITY
A	Frame Top Table		1X
B	Frame Leg		4X
C	Screws	 M4x25 mm	8X
D	Screw driver		Not Provied

Model# CPT1029  
Product Dimensions: 26" W x 41.7" D x 15.3" H



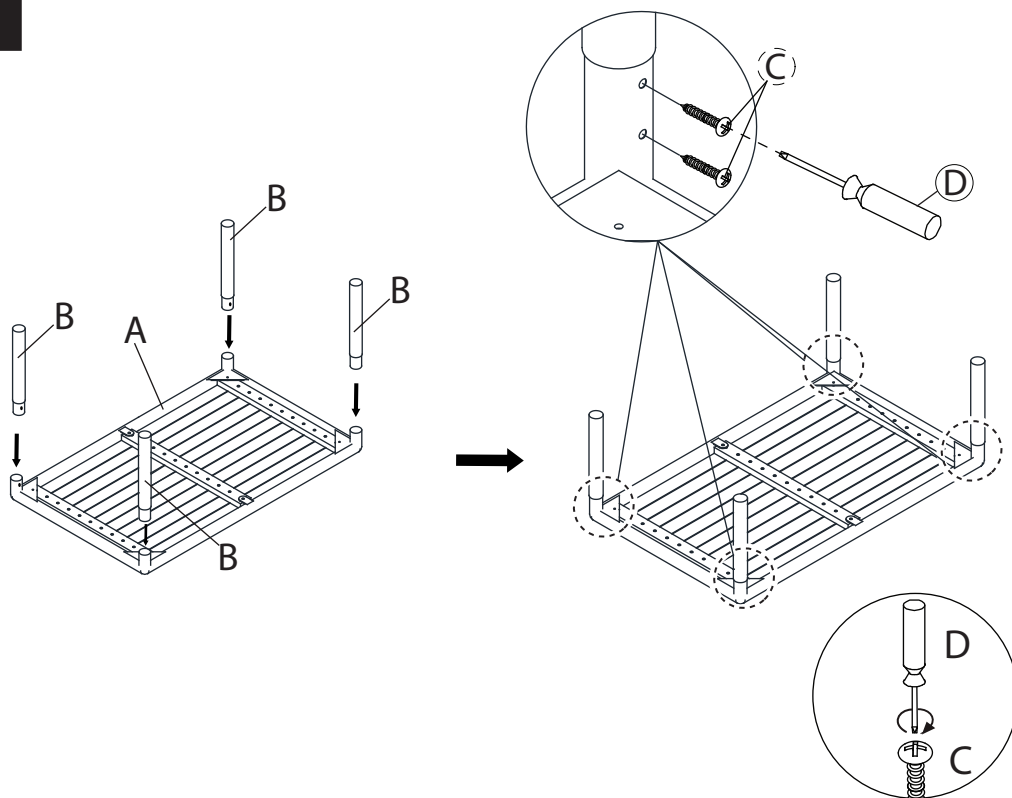
## PREPARATION

Before beginning assembly of product, make sure all parts are present. Compare parts with package contents list and hardware contents list. If any part is missing or damaged, do not attempt to assemble the product.

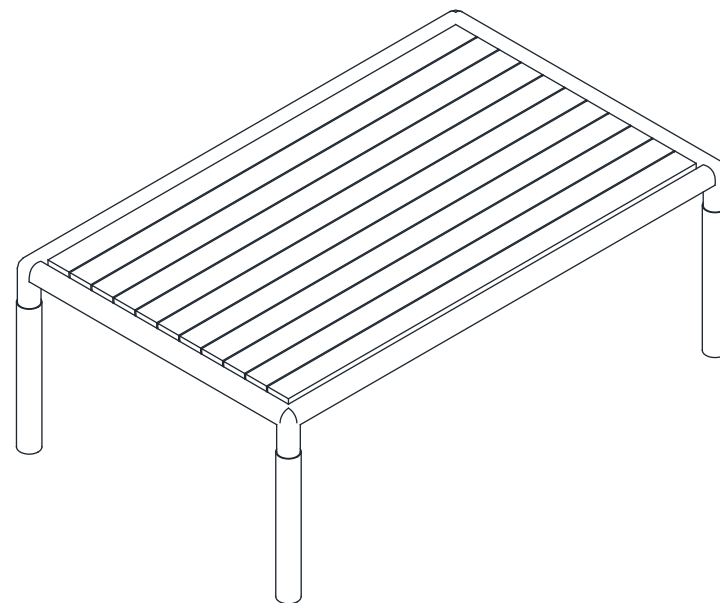
Estimated Assembly Time: 10 minutes.

Tools Required for Assembly (included): Allen Key

1



2



### Step 1

Attach Frame Legs (B) to Frame top table (A), use screw driver (D) to tighten screws (C) .

### Step 2

Caution: This Table can only be used on a flat, level surface