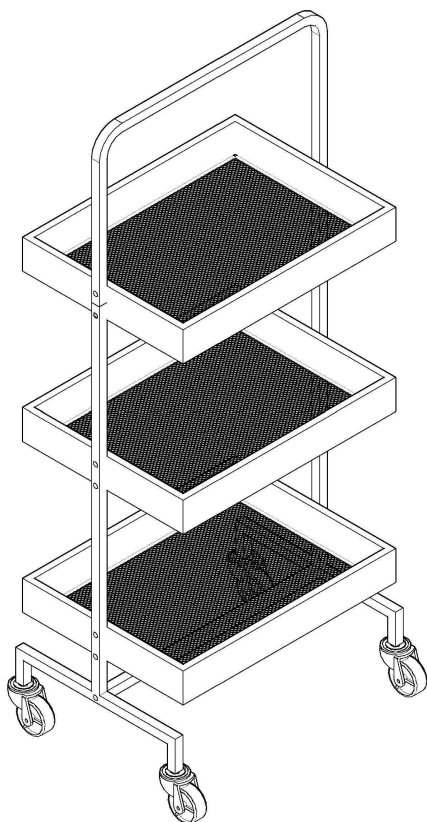





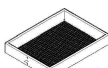
# Assembly Instructions

## Tips!



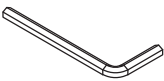
Check all the components & screws before assembly. **Do not install in case part is missing,contact us to get.**Send email with your question to [support@vecelo.com](mailto:support@vecelo.com). We will resend within 24 hours.



## Components

①		1
②		2
③		1
④		3

## Screws

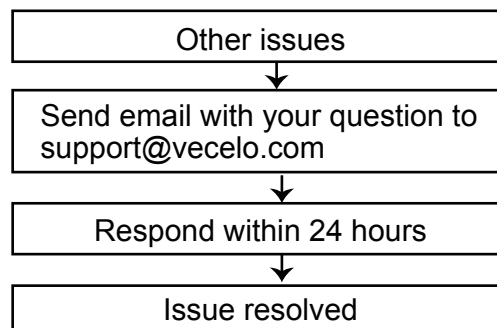
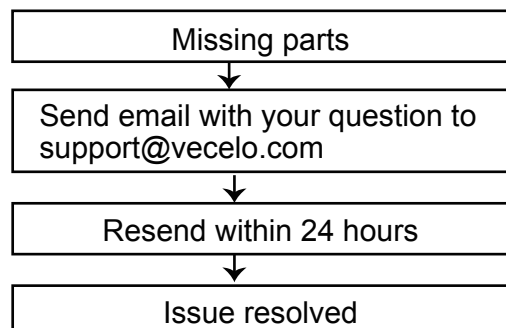
A		14
B		4
C		1

## Return Policy

VECELO believes you will absolutely love your new item. But if for some reason you want to return, please contact us directly before you decide to return your product. Our customer service organization can answer most concerns and assist you with any questions you may have about your new item, please email us first at: [support@vecelo.com](mailto:support@vecelo.com).

The item must be return within 30 days of delivery for a full refund. The item must be returned in good condition, in original box, with all original proof of purchase, parts and accessories.

## Trouble shooting:

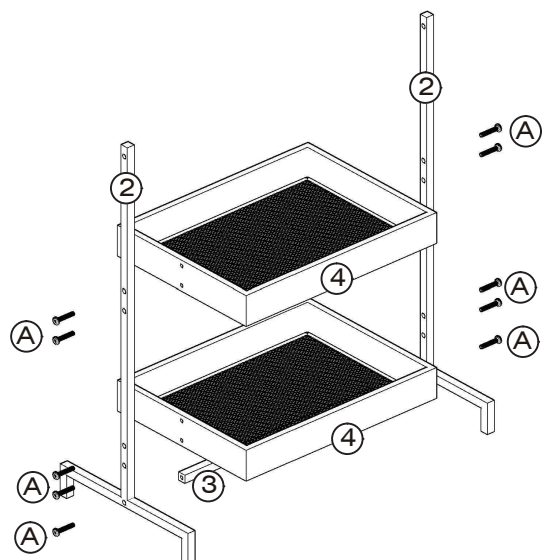


We control manufacturing and distribution ourselves, ensure the quality.

1



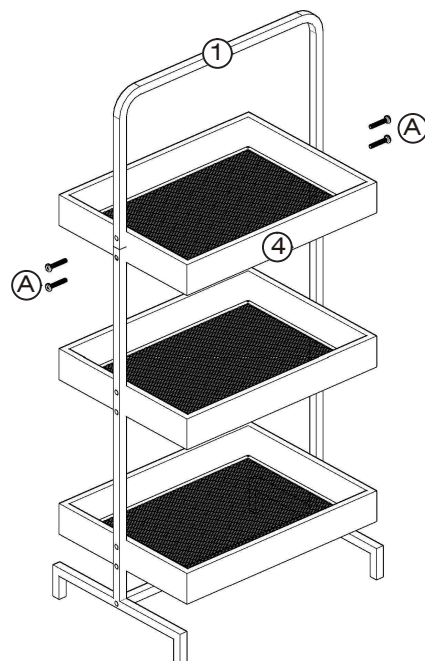
A×10



2



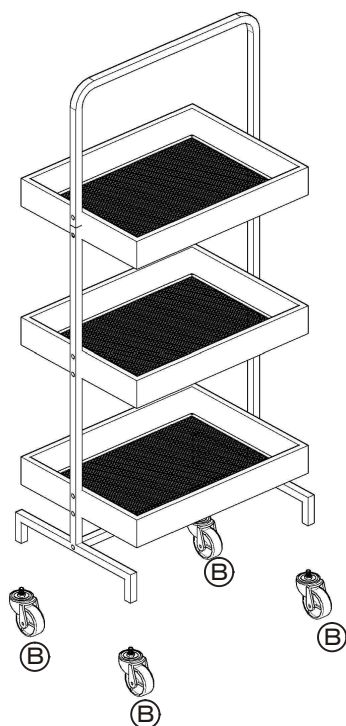
A×4



3

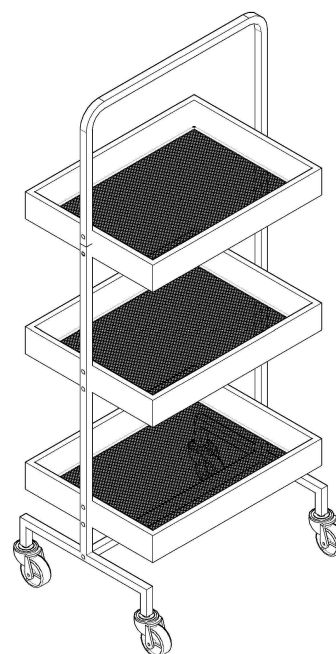


B×4



4

Check and tighten all screws



## We'd Love to Hear from You!

VECELO cherish the voice of every customer. Share your thoughts with us and get a \$20 gift card reward.

**Step1:** Send your thoughts with order ID to [support@vecelo.com](mailto:support@vecelo.com)

**Step2:** Receive our \$10 gift card rewards

## How to find us?

Customer Service

Email: [support@vecelo.com](mailto:support@vecelo.com)

Website: [www.vecelo.com](http://www.vecelo.com)

Facebook page: [VECELO](https://www.facebook.com/VECELO)