


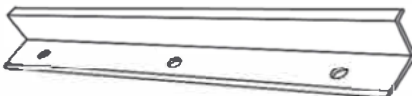

AC1-26X20




# Yana Aluminum Mirror Cabinet Installation Guide

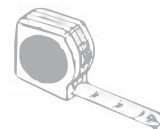
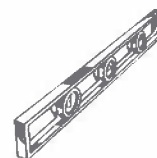
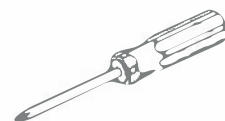
FUTUREGLASS

## List of Parts:

## Tools Needed:

- |          |   |    |  |
|----------|---|----|--|
| <b>1</b> | Cabinet<br>Gabinete<br>Bâti de l'armoire                | X1 |  |
| <b>2</b> | Top Bracket<br>Soporte superior<br>Support supérieur    | X2 |   |
| <b>3</b> | Bottom Bracket<br>Soporte inferior<br>Support inférieur | X1 |  |
| <b>4</b> | Side Mirror<br>Side Mirror<br>Miroir latéral            | X2 |  |

- |          |   |    |  |
|----------|---|----|--|
| <b>A</b> | Side Mirror Screw<br>Tornillo para el lateral del espejo<br>Vis pour miroirs latéraux | X4 |   |
| <b>B</b> | Wall Anchor<br>Anclaje de pared<br>Cheville murale                                    | X5 |  |
| <b>C</b> | Mounting Screw<br>Tornillo de montaje<br>Vis de montage                               | X5 |  |



## Rough Wall Opening

Overall Size	Rough Wall Opening
20 in.(W) X 26 in(H) X 5 in.(D)	19-1/4 in(W) X 25-1/4 in. (H) X 3-7/8 in. (D)

Use a 1/4 in. (6 mm) drill bit for drywall anchor installation. Use a 1/8 in. (3mm) drill bit for direct stud installation.

**NOTE:** If installing into a material other than drywall or into stud, consult a professional for proper installation.

Thank you  
for your purchase.

If for any reason you are having trouble with installation, or if there are any issues or questions with your new mirror cabinet, please contact Future Glass directly and do not return this product to place of purchase.

Future Glass takes pride in providing quality products and customer service. We want to ensure your happiness with your purchase for years to come.

If you have any questions, please do not hesitate to reach out to us. Thank you again for choosing Future Glass!

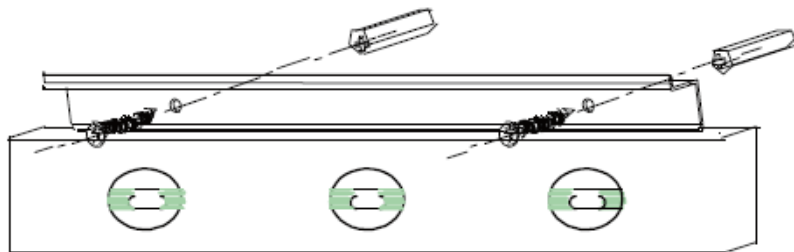
Best Regards,

The Team at Future Glass  
(760) 536 3640  
[inquiries@glasswarehouse.us](mailto:inquiries@glasswarehouse.us)  
Future Glass - a subsidiary of Glass Warehouse

# Installation Guide

## Step 1

Measure and mark two bottom mounting holes on the wall corresponding to the pre-drilled hole locations in the bottom mounting bar.

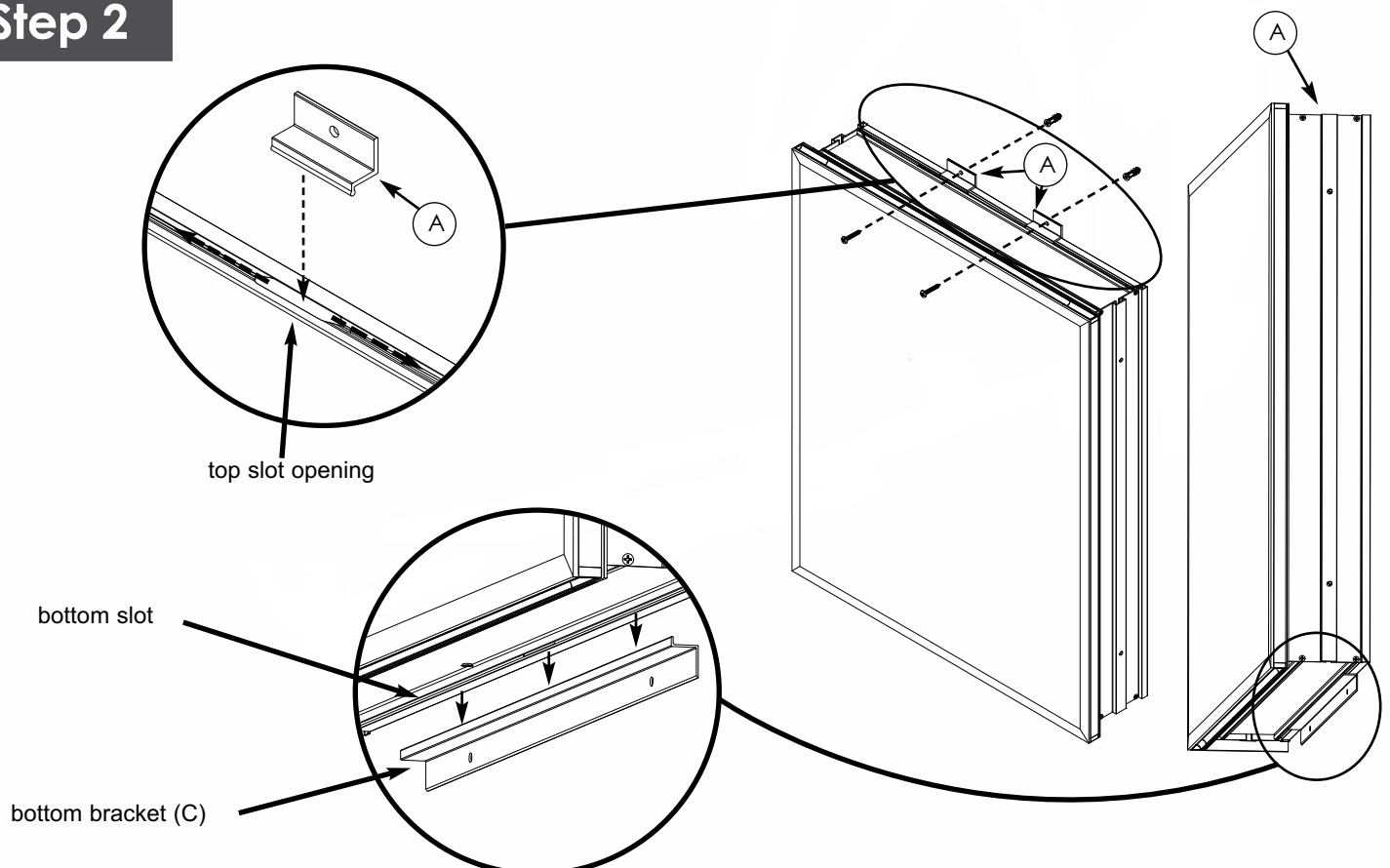


Draw horizontal line connecting the two bottom marked locations. the line should be level. adjust to level if necessary.

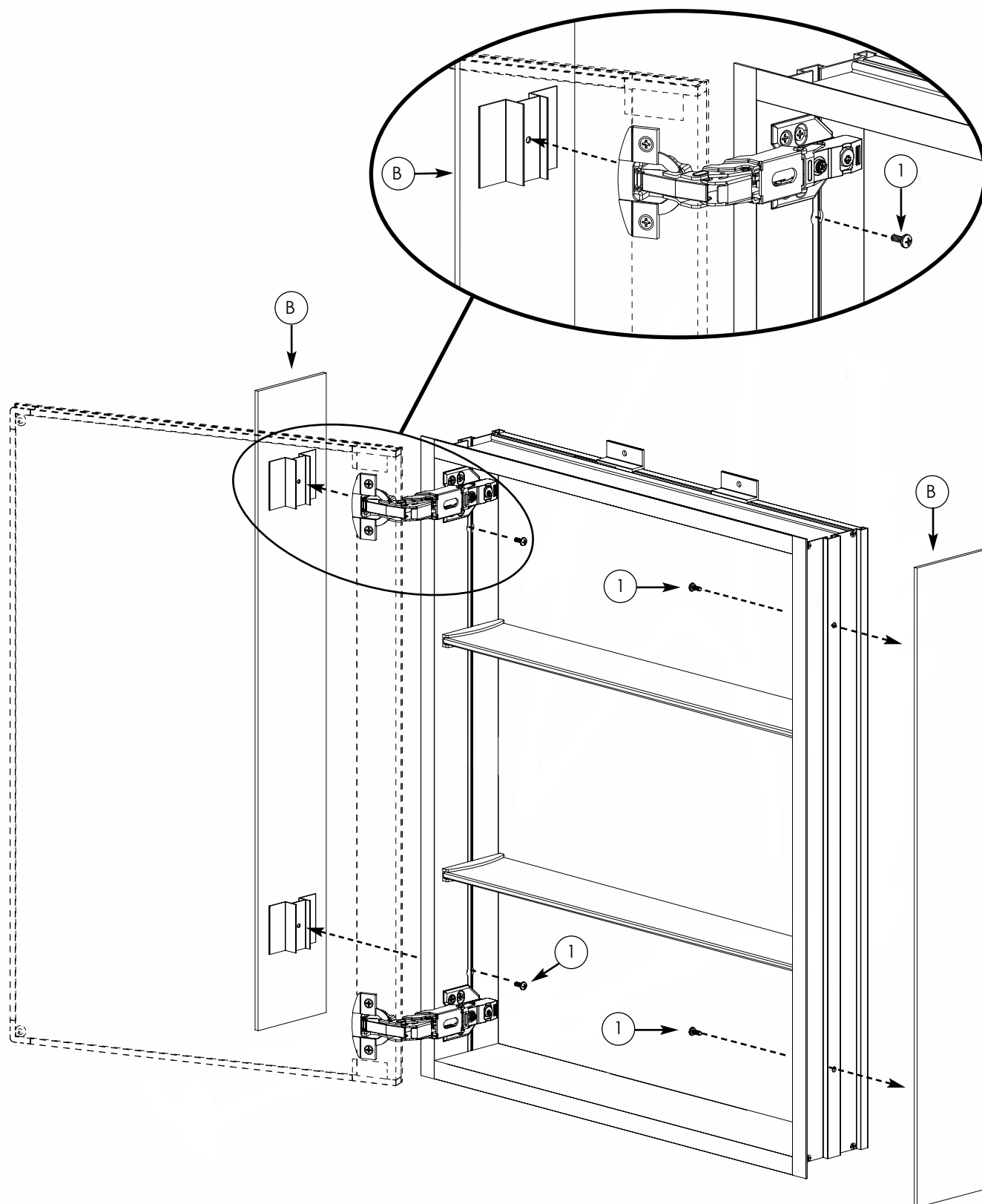
Use a 1/4 in. (6 mm) drill bit for drywall anchor installation. Use a 1/8 in. (3mm) drill bit for direct stud installation.

**NOTE:** If installing into a material other than drywall or into stud, consult a professional for proper installation.

## Step 2



### Step 3



Fasten the side mirrors (B) to the cabinet body (A) with side mirror screws (1), as shown.

# RECESS MOUNT INSTRUCTIONS

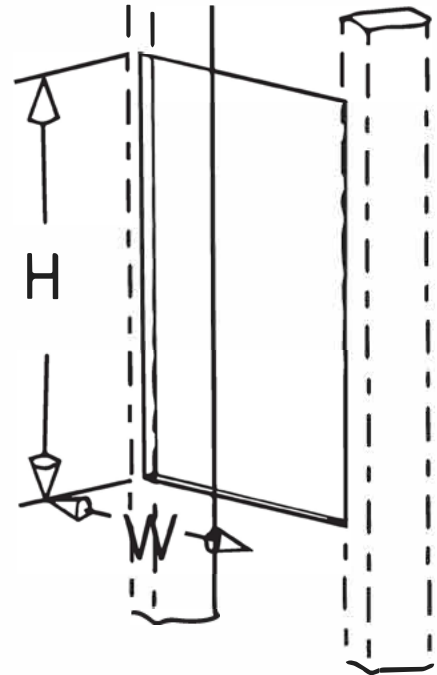
**NOTE:** Rough opening is not an exact measurement. The extra space allows cabinet to be inserted into the opening. Add shims to level and tighten space if necessary. Additional framing might be required.

## STEP 1

**NOTE:** Before cutting the rough opening, check for pipes, electrical cables, or heating ducts. If it is required to remove part of stud, make sure that the wall is not a load bearing wall.

Prepare the opening in the wall for the cabinet body. Make sure that there is support on both sides of the opening to attach the cabinet body, as shown.

**NOTE:** The cabinet height should be a minimum 2 in. above faucet.

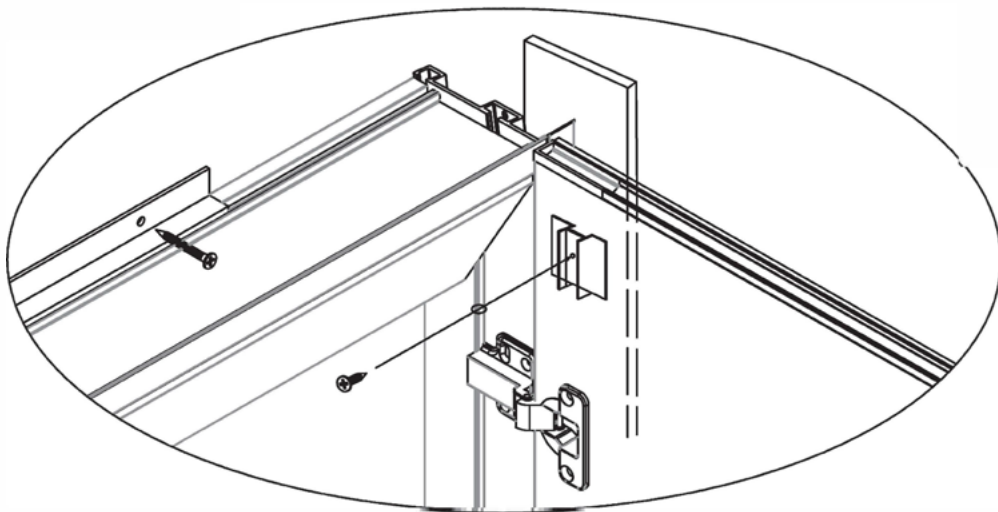


## STEP 2

Position the cabinet body in the rough wall opening. Make sure that the cabinet body flange covers the wall opening uniformly.

Secure both sides of the cabinet body to the wall supports using mounting screws.

**NOTE:** The cabinet body must be level for the door to work properly.



# SHELF ADJUSTMENT

For your convenience, adjustable shelves have been pre-installed. In order to adjust shelf location:

- 1 Carefully slide the shelf out from shelf clips. See fig.1.
- 2 Loosen each shelf clip screw (two for each shelf) and slide to the desired location. See fig 2.
- 3 Carefully slide the shelf into the shelf clips making sure shelf is level and retighten shelf clip screws.

fig. 1

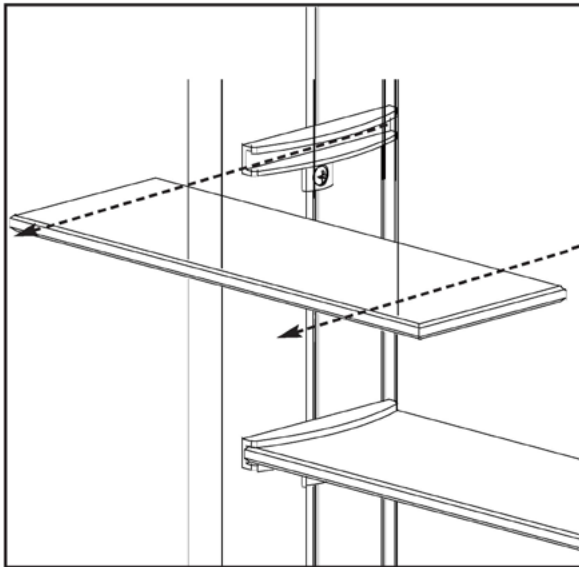
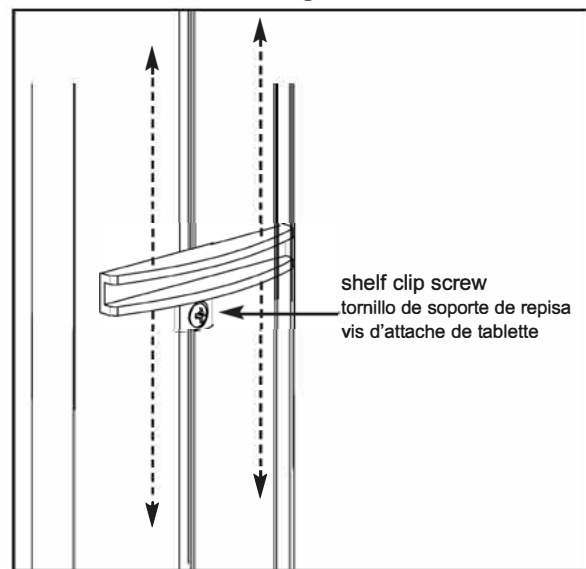


fig. 2



# HINGE ADJUSTMENT

## SIDE-TO-SIDE:

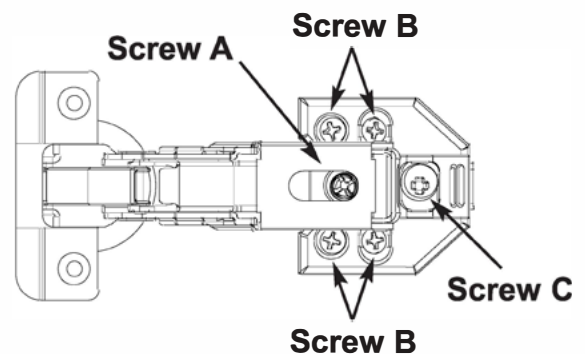
Door is adjustable side to side by turning screw A clockwise or counterclockwise.

## UP-DOWN:

Loosen screw B on both top and bottom of hinge plate. Raise or lower door to the desired position and re-tighten both screws.

## IN-OUT:

Loosen screws C on both top and bottom hinges. Move the door in or out to desired position and re-tighten.







Featured Model: Esprit

**GLASSWAREHOUSE**  
GLASSWAREHOUSE.US





# Complete your kit

Explore our complete range of shower enclosures to compliment your new medicine cabinet. Choose from many different styles, finishes, and options to give your bathroom that extra bit of style.

# Exclusive Limited Warranty Terms & Conditions.

This warranty is effective as of JANUARY 1, 2019 on all Future Glass product purchases

**PLEASE READ Future Glass WARRANTY TERMS AND CONDITIONS BEFORE INSTALLING YOUR Future Glass PRODUCT. BY USING THE PRODUCT, YOU ARE CONSENTING TO BE BOUND BY THE FOLLOWING WARRANTY TERMS AND CONDITIONS**

Future Glass offers the following warranty for its products and components thereof. This warranty extends only to the original owner/end-user for household use only and is not transferable to a subsequent owner. Future Glass reserves the right to modify this warranty at any time, it being understood that such modifications will not alter the warranty conditions applicable at the time of sale of the products in question. This warranty extends for a designated period of time, so long as the product remains in use in its original place of installation and that the product must be maintained as described in the owner's manual supplied with the product. This warranty applies only to Future Glass® products purchased from an authorized dealer in the United States or Canada.

**Proof of purchase (original sales receipt) from the original consumer purchase must be provided with all warranty claims.** No responsibility is assumed by Future Glass for any special, incidental or consequential damages. **IN NO EVENT SHALL THE LIABILITY OF Future Glass EXCEED THE PURCHASE PRICE OF THE UNIT.**

Future Glass products must be installed by a fully insured, licensed professional and according to the Future Glass installation instructions and guidelines. Installation of Future Glass product by anyone other than a fully insured licensed professional shall **VOID THE WARRANTY.** Future Glass recommends that such licensed professionals have experience in the installation of bathroom products -specifically glass shower and glass tub doors. Installation of certain products, including, without limitation, glass products (i.e., shower and tub doors) by an unlicensed or inexperienced installer may result in glass breakage and, consequently, may cause personal injury or even death and Future Glass will not be liable.

## **PARTS ONLY WARRANTY – Limited Warranty 3 years**

This warranty is extensive in that it covers replacement of all defects. Future Glass may, at its option, examine and inspect the alleged defective product and Future Glass may request that parts be returned to Future Glass at Owner's expense for factory assessment and inspection. If Future Glass determines product to be covered by the above Warranty, replacement parts will be shipped via ground shipping. Increased costs for expedited delivery, if requested by the Customer, will be the responsibility of Customer. Parts replaced under the terms of this Warranty will be warranted for the remainder of the original warranty period.  
**LABOR CHARGES AND/OR DAMAGE INCURRED DURING**

**INSTALLATION, REPAIR, OR REPLACEMENT, AS WELL AS ANY OTHER KIND OF ANCILLARY COST, LOSS OR DAMAGE ARE EXCLUDED. Please allow up to 1-3 business days for processing of warranty issued parts. Once warranty replacement parts are shipped, warranty is activated and product cannot be returned for refund thereafter.**

## **SHOWER & TUB DOORS, SHOWER ENCLOSURES GLASS, MEDICINE CABINETS**

Future Glass shower doors, tub doors, shower enclosures and medicine cabinets are backed by a Limited Lifetime Warranty. Future Glass warrants the glass of shower doors, tub doors, shower enclosures and medicine cabinets to be free from defects in workmanship and materials under normal residential use for a period commencing from the initial date of purchase by the owner/ end-user, contractor or builder from an authorized Future Glass dealer for the life of the product as long as the original consumer purchaser owns the home in which the product is installed. Warranty for plastic seal strips, sweeps or any other vinyl components shall be limited to one (1) year. Future Glass does not warrant glass for scratches, chips, water spots, breaking or any other damage after installation.

## **SHOWER & TUB DOORS, SHOWER ENCLOSURE HARDWARE, MEDICINE CABINETS**

Future Glass shower door, tub door, shower enclosure hardware and medicine cabinets are backed by a Limited Lifetime Warranty. Future Glass warrants shower door, tub door and shower enclosure hardware (i.e. handles, bath knobs, hinges, clips, brackets, shower rods, 90° corner brackets) in chrome, brushed nickel, satin brass and polished brass finishes only to be free from defects in workmanship and materials under normal residential use for a period commencing from the initial date of purchase by the owner/ end-user, contractor or builder from an authorized Future Glass dealer for the life of the product as long as the original consumer purchaser owns the home in which the product is installed. Warranty for any part in oil rubbed bronze or matte black finish shall be limited to one (1) year.

Future Glass hereby disclaims all warranties for products sold as dealer or store displays. Future Glass hereby disclaims all warranties for products used outside of the United States or Canada whether expressed or implied, including but not limited to the implied warranties of merchantability and fitness for a particular purpose.

## **WARRANTY TERMS**

Future Glass will, at its election, repair or replace the product found by Future Glass in its sole judgment, to be defective within the warranty period under normal residential use and maintenance. The replacement of a product is limited to supplying a replacement product or part (same as existing or if not available, comparable product). Future Glass warranty

obligation shall be discharged upon tender of parts, replacement or repair of the product. Purchaser's refusal to accept the tender terminates all warranty obligations and **VOIDS THE WARRANTY**. Cost of freight for returning products to Future Glass for repairs or replacement under this limited warranty are the responsibility of the customer. Cost of freight associated with shipping of replacement product(s) or parts covered by this warranty is the responsibility of the original user. Any product replaced or repaired during the warranty period will be covered only for the remaining period of the original warranty. In no event will Future Glass be liable for costs of repair or replacement of any installation material, including but not limited to tile, marble, etc. **Future Glass IS NOT RESPONSIBLE FOR INSTALLATION, REMOVAL OR REINSTALLATION COSTS OF ANY PRODUCT REQUIRING WARRANTY SERVICES.**

Any modification or alteration of any Future Glass products will void the warranty. Neither the authorized Future Glass dealer, nor any other person is permitted to make any affirmation, representation, or warranty other than those contained in this warranty. Any affirmation, representation, or warranty other than those contained in this warranty shall not be enforceable against Future Glass or any other person.

Future Glass product installations must be performed by either a Future Glass authorized agent or a licensed, insured and experienced professional contractor - installations performed by any other party shall void the warranty. This warranty shall not apply to breakage or damages caused by normal wear and tear, fault, carelessness, abuse, misuse, misapplication, improper maintenance, alteration or modification of the unit, as well as chemical or natural corrosion, accident, fire, flood or any other casualty. Improper care and cleaning will void the warranty. Use of cleaners containing abrasive cleansers, ammonia, bleach, acids, waxes, alcohol, solvents or other products not recommended for hardware finishes, glass or acrylic as they may damage the metal or glass finish of your shower door or shower enclosure and will void the warranty. For additional product maintenance instructions please refer to the product installation manual. Future Glass is not responsible for any issues arising in connection with errors or omissions in information provided on Future Glass or dealers' websites. This warranty does not extend to any non-Future Glass plumbing or components installed by installers, end users or by any party other than Future Glass.

**THE FOREGOING WARRANTIES ARE IN LIEU OF ALL OTHER WARRANTIES, EXPRESSED OR IMPLIED, INCLUDING BUT NOT LIMITED TO THE IMPLIED WARRANTIES OF MERCHANTABILITY AND FITNESS FOR A PARTICULAR PURPOSE. BATH AUTHORITY LLC ("Future Glass") AND/OR SELLER DISCLAIMS ALL LIABILITY FOR SPECIAL, INCIDENTAL OR CONSEQUENTIAL DAMAGES. Future Glass IS NOT LIABLE FOR PERSONAL INJURIES OR DEATH TO ANY PERSON OR FOR ANY DIRECT, SPECIAL, INCIDENTAL OR CONSEQUENTIAL DAMAGE, LOSS OF USE, LOSS OF TIME, LOSS OF PROFITS,**

**INCONVENIENCE, INCIDENTAL EXPENSES, LABOR OR MATERIAL CHARGES, OR ANY OTHER COSTS RESULTING FROM THE USE OF ITS PRODUCTS OR PERTAINING TO THE APPLICATION OF THE PRESENT WARRANTY, OR RESULTING FROM THE REMOVAL OR REPLACEMENT OF ANY PRODUCT OR ELEMENT OR PART COVERED BY THIS WARRANTY.**

#### **COMMERCIAL USE AND OTHER EXCLUSIONS**

This warranty excludes all industrial, commercial and business usage. The warranty period for products installed for commercial applications or used in commercial ventures, including but not limited to motels, hotels, casinos, student housing, condos, apartments, and fitness centers, is a one (1) year limited warranty from the date of purchase for shower doors, bathtub doors, shower enclosures and a three (3) month limited warranty from the date of purchase for mirrors, with all other terms of this warranty applying except the duration of the warranty.

#### **WARRANTY SERVICE**

**To file a warranty claim the following information is required:**

- **Name, address and telephone number**
- **Product model number**
- **Brief description of problem (please note that additional information such as photos may be required to fully process your warranty claim)**
- **Proof of purchase (sales receipt, invoice, etc.)  
PO, Invoice or original purchaser name**

**Submit required information by e-mail:  
[accounts@glasswarehouse.us](mailto:accounts@glasswarehouse.us)**

**Or, contact Technical Support:  
Monday – Friday 8am – 5pm – PST**

**Technical Support: 760-536-3640**

# FUTUREGLASS

## Register Your Warranty Today!

To activate your limited lifetime warranty, please visit:  
**<http://www.glasswarehouse.us/contact/>**



We will require this information within 30 days of purchase to complete the activation of your warranty.