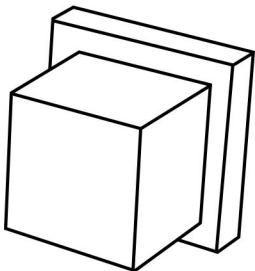
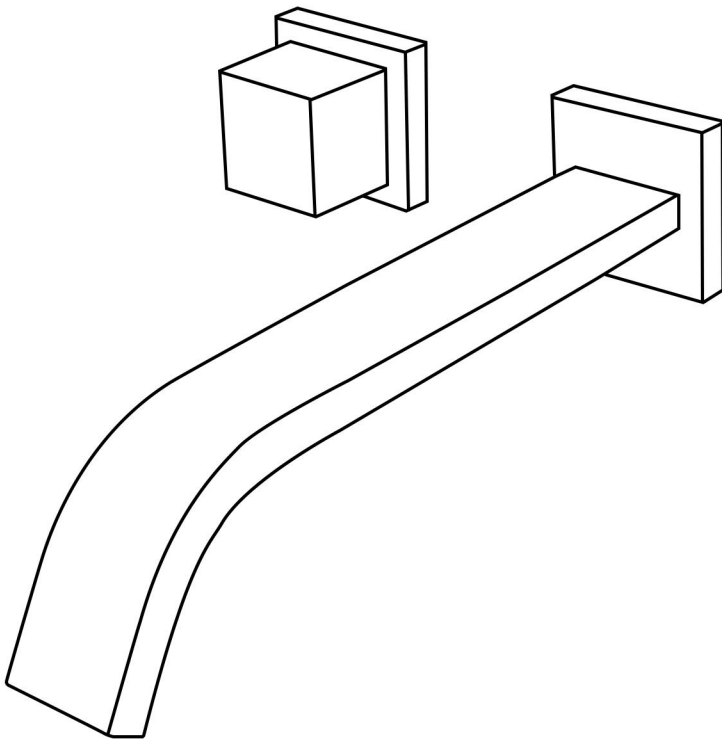


# User's Manual



INSTALLATION INSTRUCTIONS

Installation Manual



RB0996

**IAPMO RESEARCH AND TESTING, INC.**  
5001 East Philadelphia Street, Ontario, California 91761-2816 • USA • 909-472-4100 • 909-472-4244 • [www.iapmo.org](http://www.iapmo.org)





**CERTIFICATE OF LISTING**

IAPMO Research and Testing, Inc. is a product certification body which tests and inspects samples taken from the supplier's stock or from the market or a combination of both to verify compliance to the requirements of applicable codes and standards. This activity is coupled with periodic surveillance of the supplier's factory and operations as well as the assessment of the supplier's Quality Assurance System. This listing is subject to the conditions set forth in the characteristics below and is not to be construed as any recommendation, assurance or guarantee by IAPMO Research and Testing, Inc. of the product excepted by Automatic Listing Exemption.

This certificate is not evidence of current listing. To verify listing status, visit the IAPMO R&T Product Listing Directory at [pld.iapmo.org](http://pld.iapmo.org)

Effective Date:	December 2019	-Rev. 2/24/2020-	Void After: December 2024
Product:	Flexible Water Connectors		File No. 5311
Issued To:	Fanak Group Inc. Mechanical & Electrical Industrial Zone, Yuhuan County, Yuhuan 317400, ZHEJIANG China		

**Identification:** Products shall be marked with manufacturer's name or trademark, a statement "For use with water in accessible locations only." The product shall also bear the cUPC® certification mark. Markings shall be by means of either a permanent mark on the product, a label on the product or a tag attached to the product.

**Characteristics:** Flexible water connectors manufactured in various sizes, lengths and metal and fittings for hot or cold water applications that consist of an inner tube, which may or may not have an outer braided cover. Connectors are to be installed for use in accessible locations only. To be installed in accordance with the manufacturer's instruction, and the latest edition of the Uniform Plumbing Code and National Plumbing Code of Canada.

Products listed on this certificate have been tested by an IAPMO R&T recognized laboratory. This recognition has been granted based upon the



This listing period is based upon the last date of the month indicated on the Effective Date and last date shown above. Any change in material, manufacturing process, marking or design without having first obtained the approval of the Product Certification Committee, or any extension of the listing period, shall be subject to the approval of the Product Certification Committee. Any change in material, manufacturing process, marking or design without having first obtained the approval of the Product Certification Committee, or any extension of the listing period, shall be subject to the approval of the Product Certification Committee. Any change in material, manufacturing process, marking or design without having first obtained the approval of the Product Certification Committee, or any extension of the listing period, shall be subject to the approval of the Product Certification Committee.

**IAPMO RESEARCH AND TESTING, INC.**  
5001 East Philadelphia Street, Ontario, California 91761-2816 • USA • 909-472-4100 • 909-472-4244 • [www.iapmo.org](http://www.iapmo.org)





**CERTIFICATE OF LISTING**

IAPMO Research and Testing, Inc. is a product certification body which tests and inspects samples taken from the supplier's stock or from the market or a combination of both to verify compliance to the requirements of applicable codes and standards. This activity is coupled with periodic surveillance of the supplier's factory and operations as well as the assessment of the supplier's Quality Assurance System. This listing is subject to the conditions set forth in the characteristics below and is not to be construed as any recommendation, assurance or guarantee by IAPMO Research and Testing, Inc. of the product excepted by Automatic Listing Exemption.

This certificate is not evidence of current listing. To verify listing status, visit the IAPMO R&T Product Listing Directory at [pld.iapmo.org](http://pld.iapmo.org)

Effective Date:	November 2019		Void After: November 2024
Product:	Plumbing Fixture Fittings		File No. 10633
Issued To:	Aqua Gallery Co., Ltd 13th-15th AIS Block International Dynamics Sanitary City, 528000 Foshan, China		

**Identification:** Plumbing supply fittings complying with this Standard shall be marked with the manufacturer's recognized name, trademark, or other mark or, in the case of private labeling, the name, trademark or other mark of the customer for whom the fitting was manufactured. The marking shall be accomplished by use of a permanent mark or by placing a permanent label on the product. Markings on plumbing supply fittings shall be visible after installation.

Single-handle, single-control, and automatic compensating mixing bath and shower valves shall have identifiable temperature control settings in which the settings are indicated by words ("cold", "warm", "hot", etc.), by numbers, or graphically.

Packages shall be marked with the manufacturer's name, trademark, or other mark as well as the model number or, in the case of private



This listing period is based upon the last date of the month indicated on the Effective Date and last date shown above. Any change in material, manufacturing process, marking or design without having first obtained the approval of the Product Certification Committee, or any extension of the listing period, shall be subject to the approval of the Product Certification Committee. Any change in material, manufacturing process, marking or design without having first obtained the approval of the Product Certification Committee, or any extension of the listing period, shall be subject to the approval of the Product Certification Committee.

**IAPMO RESEARCH AND TESTING, INC.**  
5001 East Philadelphia Street, Ontario, California 91761-2816 • USA • 909-472-4100 • 909-472-4244 • [www.iapmo.org](http://www.iapmo.org)





**CERTIFICATE OF LISTING**

IAPMO Research and Testing, Inc. is a product certification body which tests and inspects samples taken from the supplier's stock or from the market or a combination of both to verify compliance to the requirements of applicable codes and standards. This activity is coupled with periodic surveillance of the supplier's factory and operations as well as the assessment of the supplier's Quality Assurance System. This listing is subject to the conditions set forth in the characteristics below and is not to be construed as any recommendation, assurance or guarantee by IAPMO Research and Testing, Inc. of the product excepted by Automatic Listing Exemption.

This certificate is not evidence of current listing. To verify listing status, visit the IAPMO R&T Product Listing Directory at [pld.iapmo.org](http://pld.iapmo.org)

Effective Date:	March 2019		Void After: March 2024
Product:	Plumbing Fixture Fittings - Components		File No. MC-9703
Issued To:	Ningbo Nandai Cartridge Technology Co., Ltd. Lincheng Zone, Chunhui Fengpu, JIANGSU 215538 China		

**Identification:** Each fitting component shall bear permanent legible markings to identify the manufacturer. This marking shall be the trade name, trademark, or other mark known to identify the manufacturer. The product shall also bear all other markings required by the standards. The marking shall be applied so as to be visible after installation. The product or packaging shall also bear the cUPC® certification mark along with the term "COMPONENT" above.

**Characteristics:** Plumbing fixture fitting components to be installed in accordance with the manufacturer's instructions and the requirements of the latest edition of the Uniform Plumbing Code.

Products listed on this certificate have been tested by an IAPMO R&T recognized laboratory. This recognition has been granted based upon the Laboratory's compliance to the applicable requirements of ISO/IEC 17025.

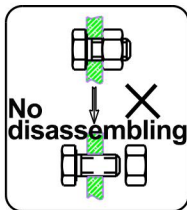
Products are in compliance with the following code(s):  
Uniform Plumbing Code (UPC®)



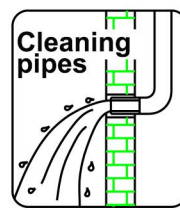
This listing period is based upon the last date of the month indicated on the Effective Date and last date shown above. Any change in material, manufacturing process, marking or design without having first obtained the approval of the Product Certification Committee, or any extension of the listing period, shall be subject to the approval of the Product Certification Committee. Any change in material, manufacturing process, marking or design without having first obtained the approval of the Product Certification Committee, or any extension of the listing period, shall be subject to the approval of the Product Certification Committee.

# INSTALLATION STEPS

This product has been inspected and debugged by the factory to the best condition. Please do not disassemble and assemble it yourself.

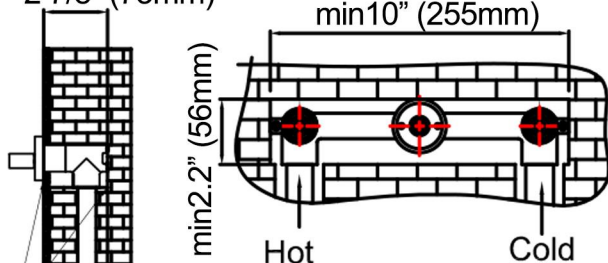


Before installing the product, please be sure to remove sundries and sludge from the water pipe to prevent sundries from blocking the product.



1

Embedded depth  
2 7/8" (73mm)

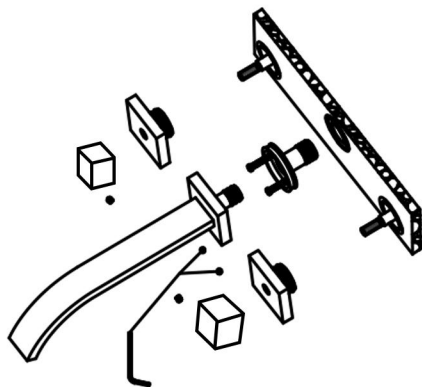


The bottom of the main valve body is flat with the inner wall. The decorative cover is flat with tile surface.

1. The wall opening Min size of the main valve body is 10"x2.2" and the depth is 2 7/8"(73mm).

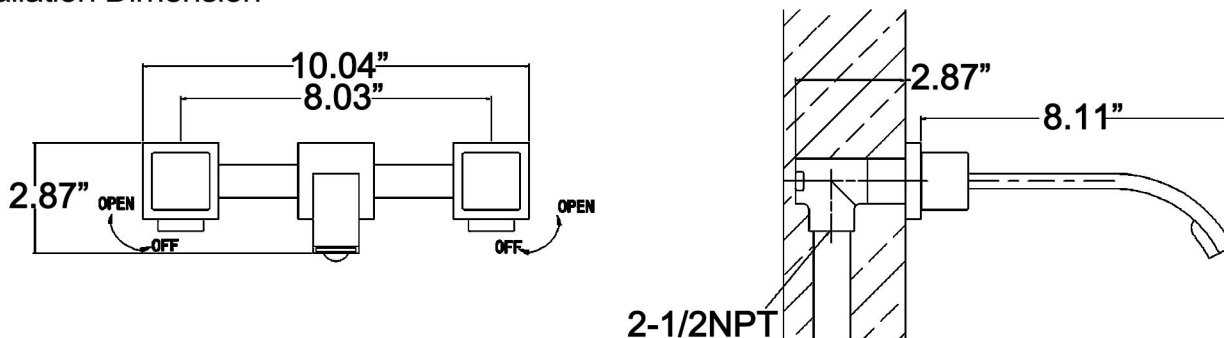
Note: The depth dimension is the size of the tile after the wall is finished. If installing on the wall embryo, please reserve the appropriate tile thickness.

2



2. After installing the main valve body, the water to be tested is completed, and the pipeline and the main valve body can be covered after confirming that there is no leakage.

## ► Installation Dimension



## CLEANING CARE

In order to keep the appearance of product clean, bright and good performance, please take care of the product as follows;

1. Rinse with water only and dry with soft cotton cloth;
2. Use mild liquid and colorless glass cleaner to remove surface dirt and scale film, or use polish without abrasive effect;
3. Do not use abrasive detergent, polish, emery cloth, paper towel or scraper, etc;
4. Do not use acid cleaner, or cleaner and soap with insoluble gran etc;
5. In the process of use, mud may accumulate in the bubbler and make the water flow show, The bubbler can be unscrewed, rinsed with water, and then installed back in place.



Please feel free to contact us if you have any questions. We will help to solve the issue together with you. OUR EMAIL: [services@rbrohant.com](mailto:services@rbrohant.com)





Manufacturer: Rbrohant

After-sale phone: +1(801) 800-9309

After-sale email: [services@rbrohant.com](mailto:services@rbrohant.com)