

DREAMS

IDEA

Instruction Manual



DREAMS/DEA

NO:OT0001

ABOUT US

*D*REAMSIDEA IS A ONE-STOP HOME

FURNISHING AND SERVICE COMPANY BASED IN USA.

WE ARE DEDICATED TO BRINGING YOUR DREAM HOME TO LIFE.

OUR SERVICES COVER FROM DESIGN, PRODUCTION,

DIRECT SELL, STORAGE, AND TRANSPORTATION.

IF REALITY IS THE NEAR SHORE

AND IDEALISM THE FAR SHORE,

*D*REAMSIDEA

AS THE FERRY BETWEEN THEM,

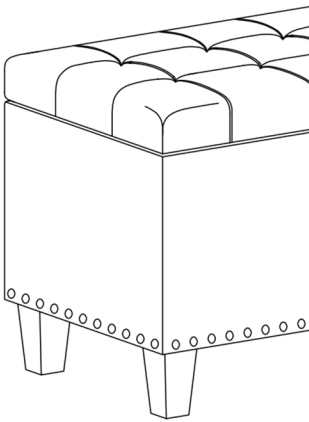
EAGER TO ACCOMPANY YOU ON A JOURNEY

TO YOUR IDEAL HOME.

ITEM NO.OT0001

WARRANTY

We strive to offer high quality product and we also try our best to satisfy each customer that order from us, no matter on products or services as needed. Each customer receives a record of their order, such as the order number or item receipt. For any items that are out of warranty period, you may still be able to purchase the replacement parts from our company if they are available.



Are you having difficulty
with assembly? Missing parts?

Please contact us : info@firstopintl.com

Tel:(562)-781-3327

send an email with your order No. to us

For return, please check the return policy with
the retailer or platforms you bought from.

Appreciate your purchasing from us.

Pop up your life by our furniture !

MAINTAINANCE AND WARNING

Please read the manual thoroughly
before you start installing.

Please keep the product away from
sharp object.

Packaging and small parts may have
chocking hazard, please keep them away
from children and pets.

Please clean the product according to each
clean code, check the product description
for more information.

Please keep the product away from
fire.

If you have any other questions, please
contact us, we will be glad to help you out.

If the product is placed under direct
sunlight, the pattern or color might fade
away overtime.

Check the product periodically to make
sure everything is secured and tightened.

Always use proper tools for installation.

Do not jump on the product.



Around 15 min

PRDOUCT DESCRIPTION

Eye catching colors perfect for any home style, from modern to traditional.

Strong wooden legs provide stability.

Soft, foam-padded cushion offers comfort for sitting or resting your feet, while velvet fabric provide extra texture.

The top can be opened to store extra stuff.

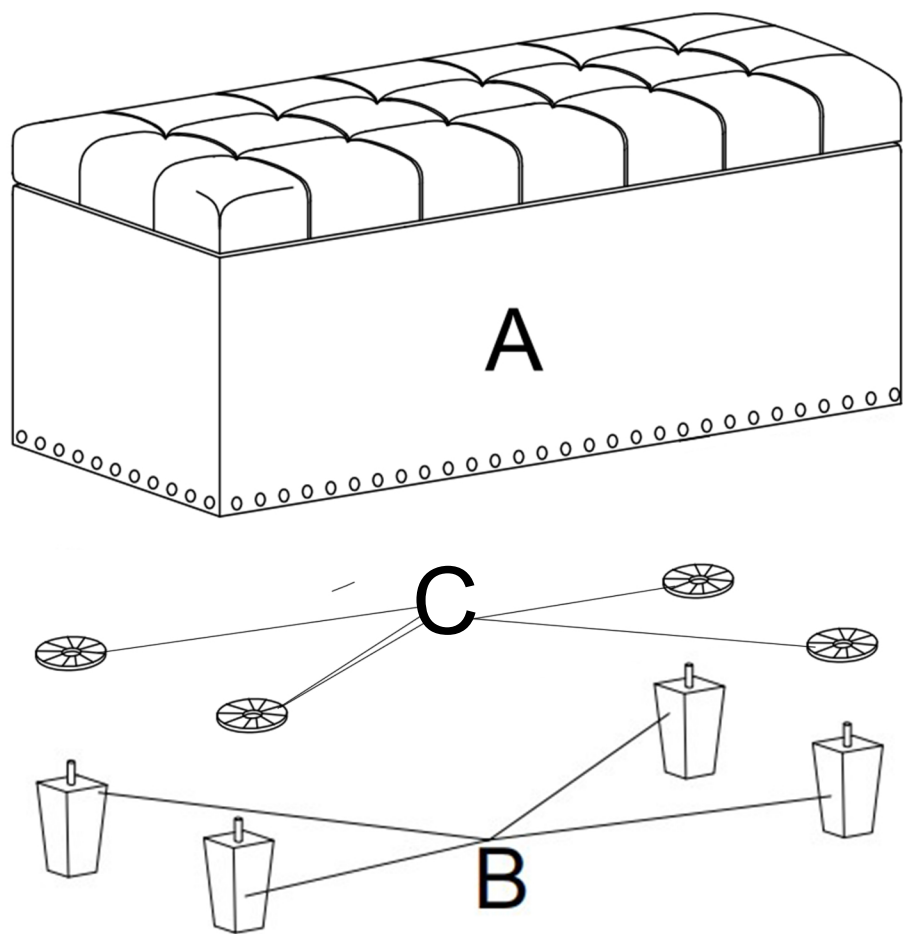
An ideal solution for adding extra seating, storage, and a touch of style in your room.

Dream



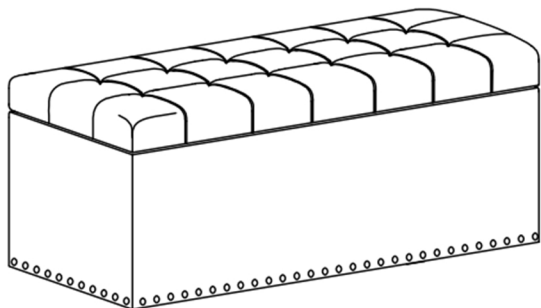
House

EXPLODED VIEW



PARTS

A*1



Seat frame

B*4



Legs

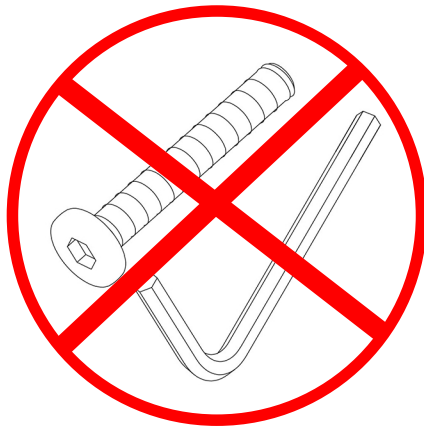
C*4



Plastic gasket

HARDWARE

TOOL LIST

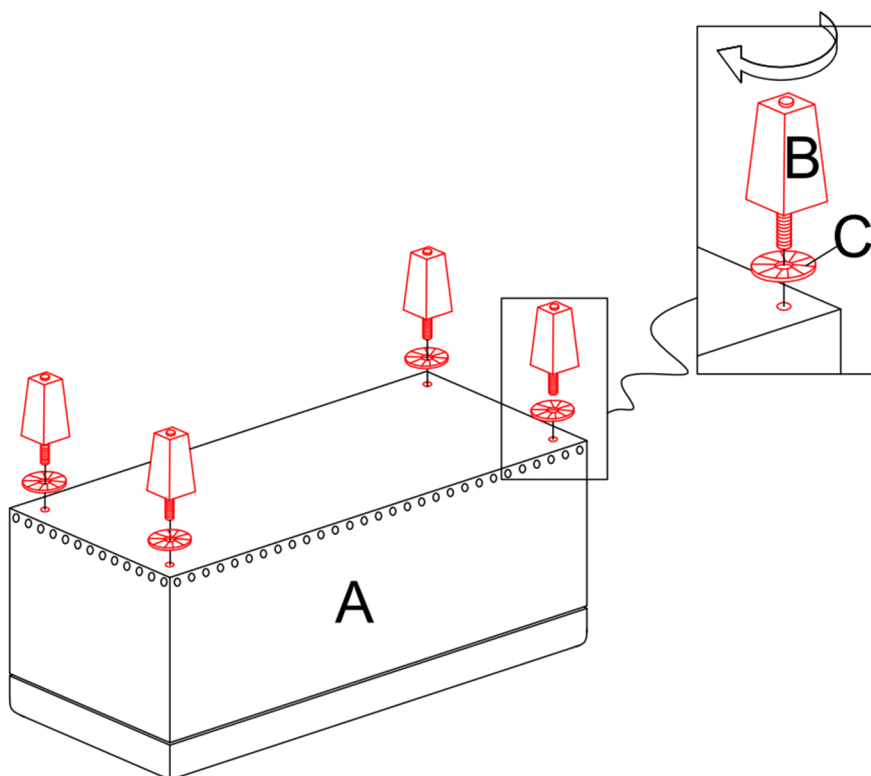


PLEASE BE AWARE:

THIS CHAIR DOES NOT COME WITH EXTRA ACCESSORIES FITTINGS
(SUCH AS BOLTS, WASHERS ETC.)

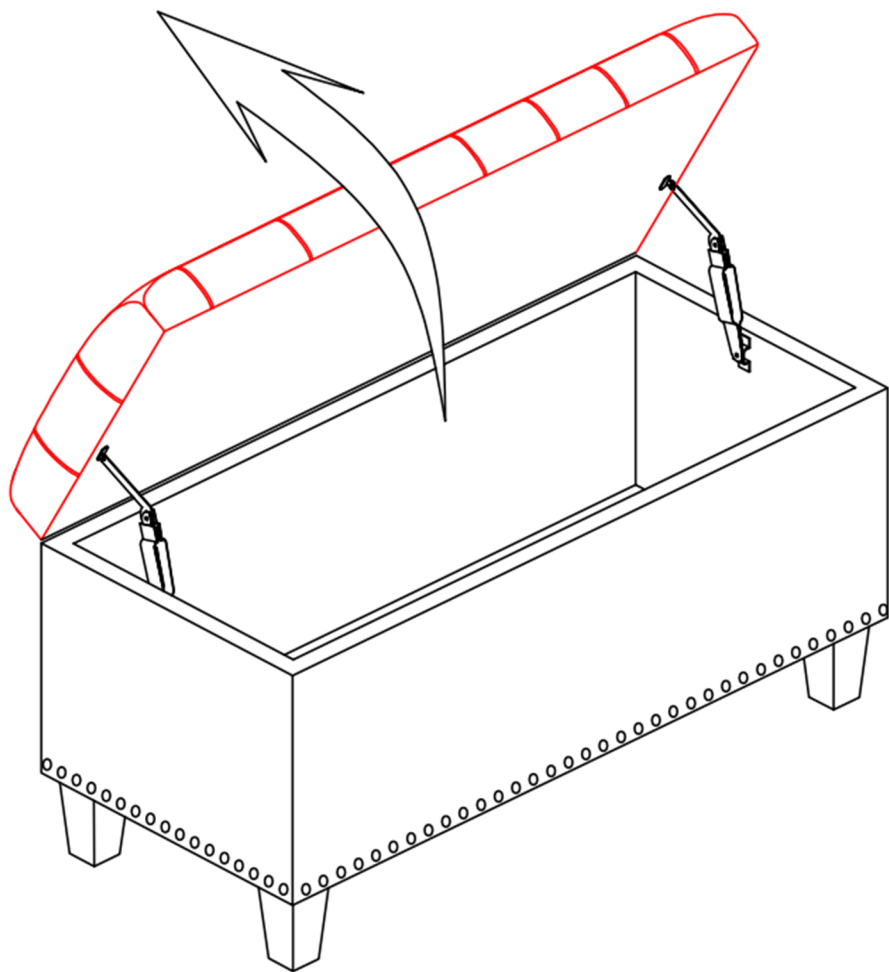
step 1

Place one plastic washer (C) on the screw part of each leg (B), then twist all four legs into the corresponding holes on the bottom of the ottoman as shown, make sure they are fully tightened.



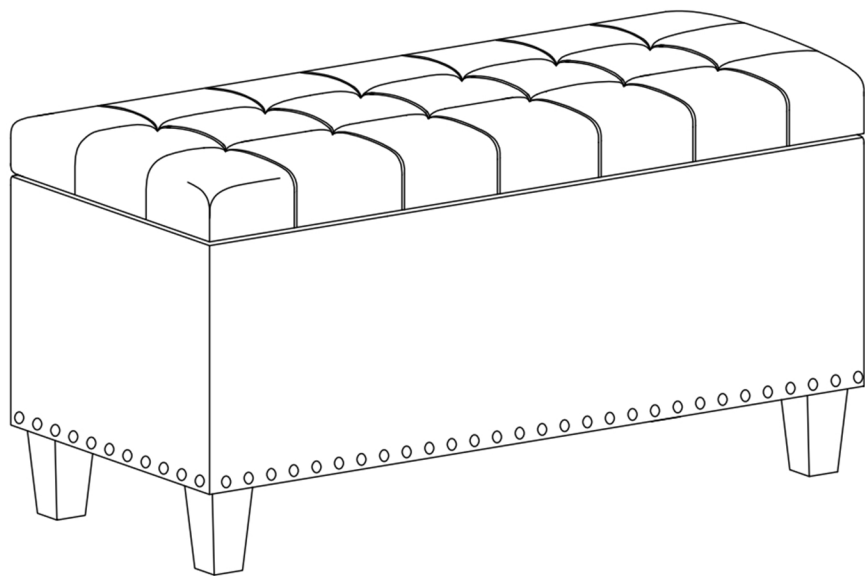
step 2

Open the top board as shown to reveal extra storage space.



step 3

Congradulations! You have finished the assembly, thank you again for choosing our product! Please enjoy!





ASSEMBLY INSTRUCTIONS

Tel.(562)-781-3327

Please contact us:info@firstopintl.com

<https://www.dreamsidea.com>