


Let's build the

Ashley Side Table

SKU 33502



Scan me!

Inspiration
Digital Instructions
Free Lifetime Warranty

nathan james

22-0110

Ok, let's get rolling

This should be easy, just follow our instructions and you will be back to Netflix in no time.

Estimated time for assembly



15:00

What you need

- Some of your favourite bubbly or your preferred relaxant
- Use the packaging carton as a working surface to prevent product damage during assembly

Do not use a drill



Weight Limitation



55

lbs table top

22

lbs shelf


Toll-free at 1-866-619-1004
Help@nathanjames.com
Nathanjames.com/help

What's included

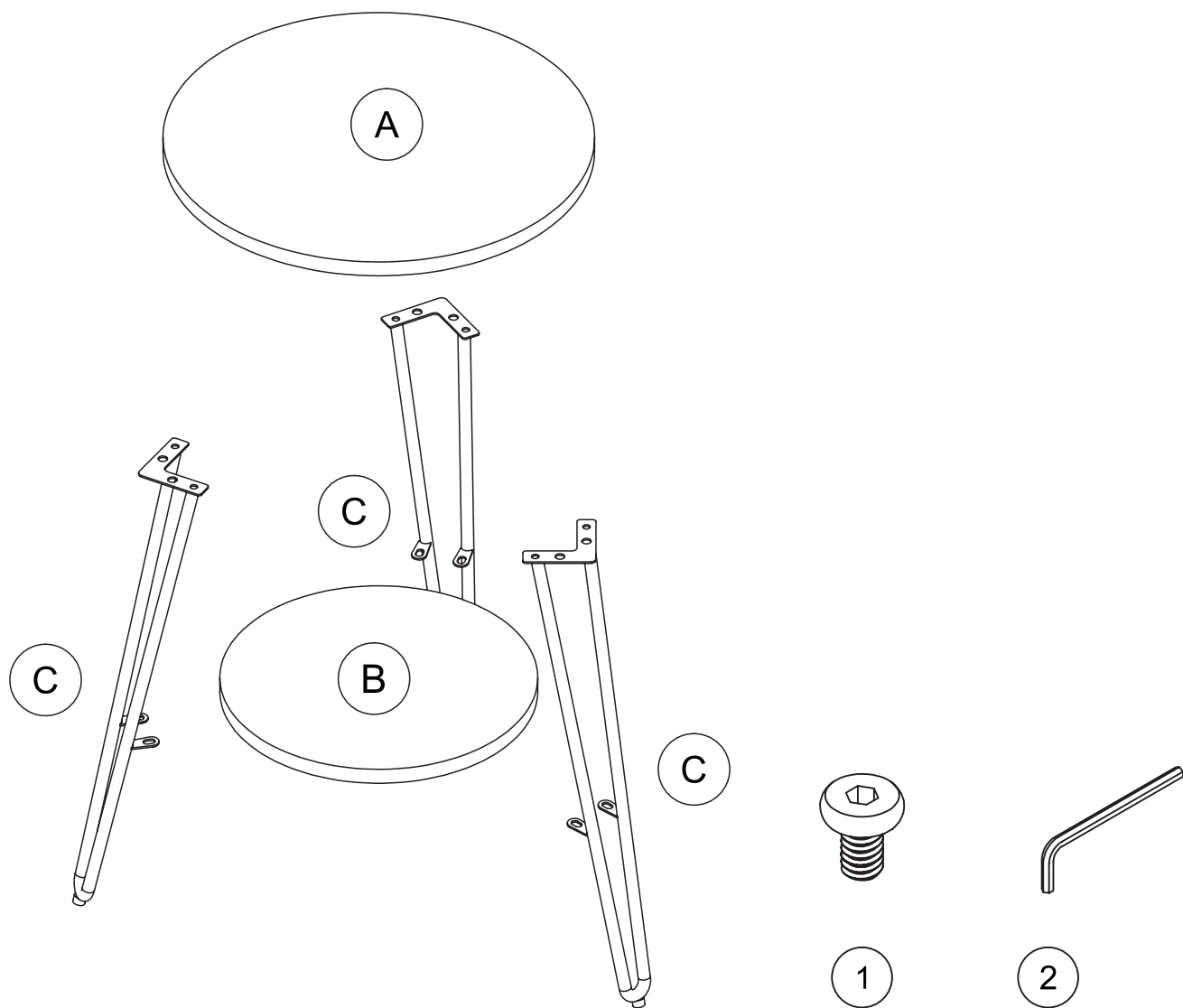
Description		Qty
A	Table Top	1
B	Bottom Panel	1
C	Table Leg	3
1	M6*15 mm Bolt	12
2	Allen Key	1

Scan me!

Inspiration
Digital Instructions
Free Lifetime Warranty



The goods



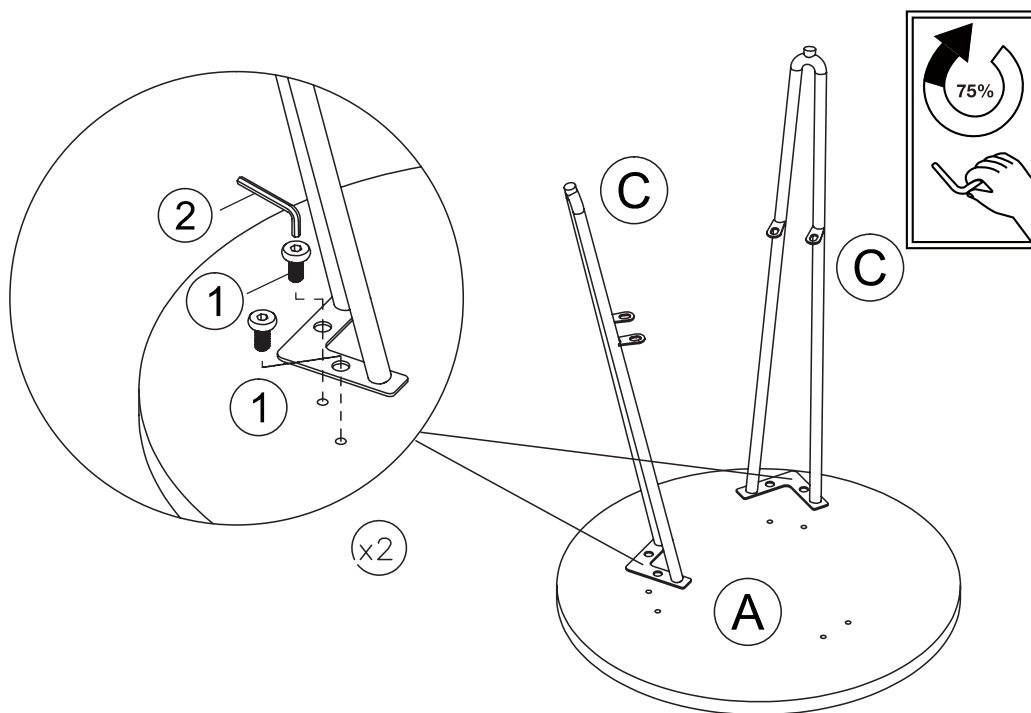
IMPORTANT

1. Do not tighten bolts / screws completely until all bolts / screws are lined up and inserted into holes.
2. Do not over tighten screws and bolts to avoid stripping.
3. Please use hand tools to assemble this product. Do not use power tools.



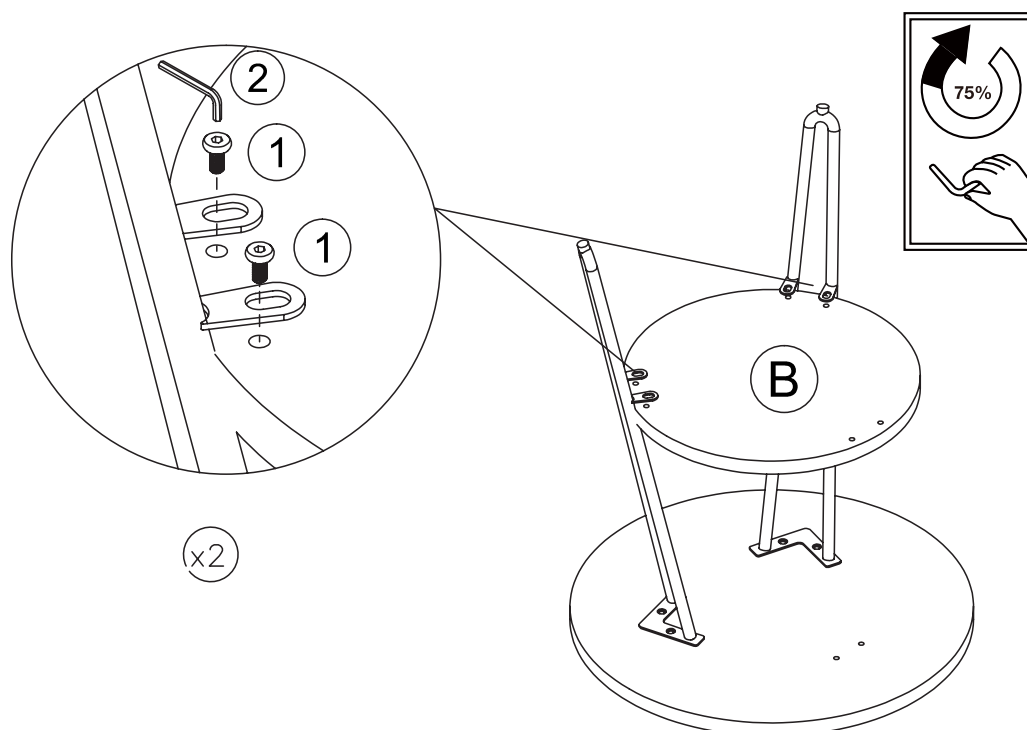
Step 1

Let's get this thing fired up! Start by attaching 2 of the Table Legs (C) to the Table Top (A) with the M6*12 mm Bolts (1). Use the Allen Key (2) to tighten the bolts to 75%.



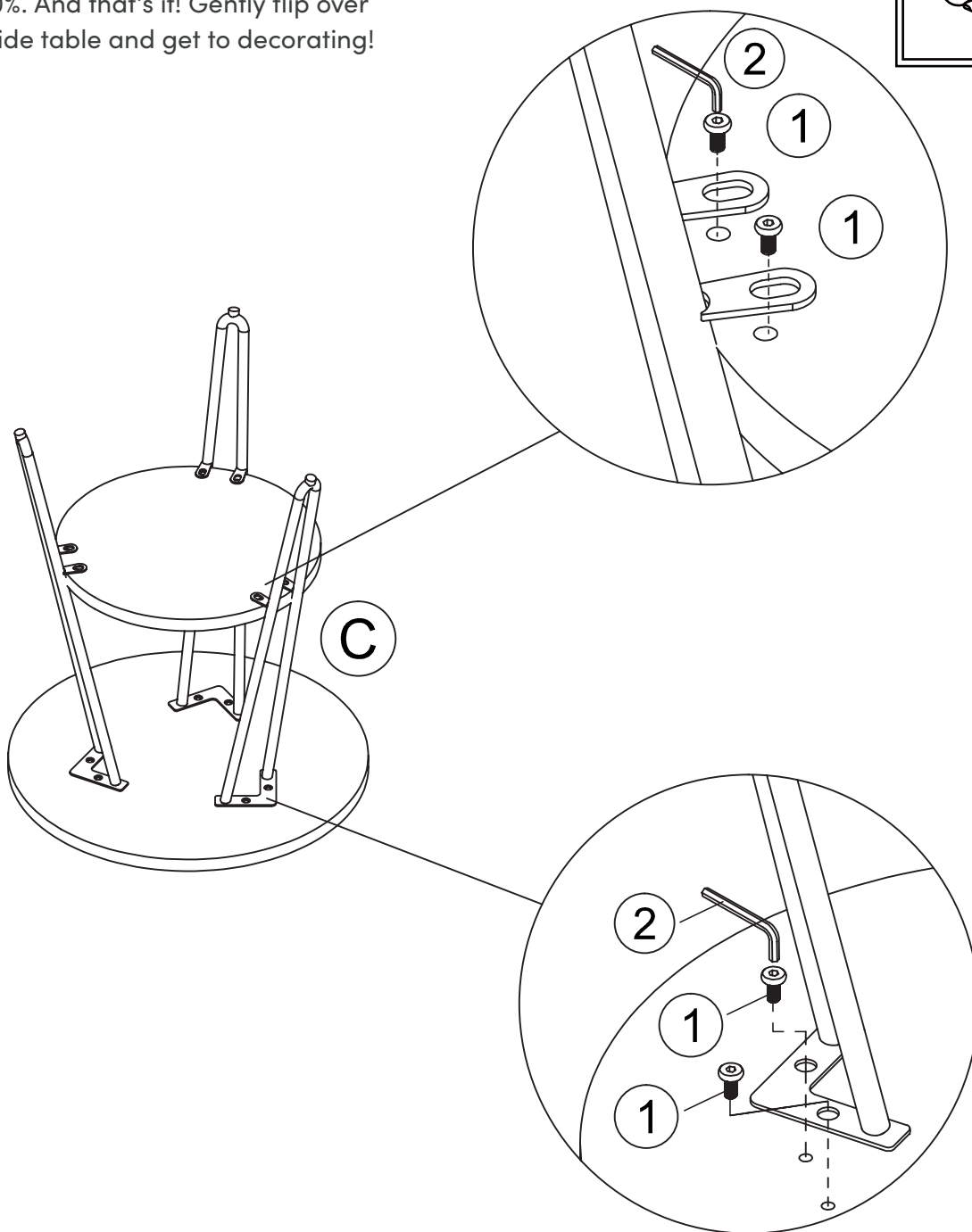
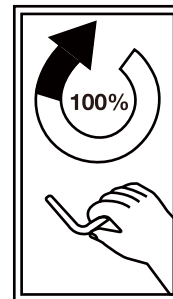
Step 2

Now let's add that shelf! Attach the Bottom Panel (B) using the M6*12 mm Bolts (1). Use the Allen Key (2) to tighten the bolts to 75%.



Step 3

Are we on the last step already?! Wow, you're good at this! Time to add on that last Table Leg (C) with the M6*12 mm Bolts (1). Use the Allen Key (2) to tighten all bolts to 100%. And that's it! Gently flip over your new side table and get to decorating!



No heartburn, when we handle the return

Give us a call **1-866-619-1004** or shoot us a message
at **help@nathanjames.com** we will issue you a free
replacement with **zero hassle**.

Our way



Give us a call



Replacement



You

Their way



Re-package item



Schedule pick up



Track package



Replacement



You

We really don't want you to go through the hassle of re-packaging your item
and sending it back, because let's be honest...nobody has time for that.



Safety first, fun later

We want your Ashley Side Table to last as long as possible, so we recommend that you tighten the screws 2 weeks after assembly and for added safety check the tightness of all screws every 2 months.

For proper care and treatment of fabric & metal please check our website at NathanJames.com/products

Safe use of this product starts with you.

Use this Ashley Side Table responsibly with the primary concern for your safety. Follow assembly instructions carefully and inspect product upon receipt and each use.

Nathan James and its parent companies cannot be held legally responsible for any injuries or death resulted from failure to follow instructions or improper use of this product.

Do not modify the structure of this product in any way.

Our products have been tested to meet specific safety measures as they were originally intended to be sold. Any modifications will present the risk of creating significant safety issues which NJ will not be responsible for.

Proper use

DO NOT	use for commercial purposes
DO NOT	place on uneven floor or surface
DO NOT	use as a step stool or stand on table
DO NOT	leave spilled liquid on table top
DO NOT	put hot serving liquid directly on table top
DO NOT	use table if damaged or broken
DO NOT	make temporary repairs
DO NOT	use outdoors



We are only in business if you're happy

For starters, thanks for being you.

☎ Toll-free at 1-866-619-1004


✉ Help@nathanjames.com

🌐 NathanJames.com/help

We do our best to ensure your furniture arrives without any problems, but occasionally mistakes happen—as humans we are imperfect beings. In the event that a part is damaged or missing, we will be more than happy to provide you with replacement part(s) for free.

Warranty

This product comes with a lifetime warranty from the date of purchase. Please use your phone to scan the QR code to register your product or visit <https://goo.gl/i9dk3q>



Did we do alright? Please spread the love!

If you are happy with your product, tell your friends and family about us or even better leave us a review online. Spreading the word gives us the opportunity to make more people happy and keep our prices low for your next purchase.

Brooklyn Burdon

Founder, Nathan James