

















CARE AND MAINTENANCE

Store outdoor furniture indoors or cover well when not in use.
Remove wooden furniture from standing water. Dust regularly with small brush or vacuum
Spills should be taken care of immediately before they harden or stain with a slightly dampened sponge.

NOTICE

- * Please make sure that you have all parts indicated before you begin assembly of this item
- * This item should be assembled on a soft surface to prevent scratching the finish during assembly
- * This item may require periodic tightening

Part List and Hardware List

PIECE	DESCRIPTION	PICTURE	QUANTITY
1	Chair/Bench Left Frame		3X
2	Chair/Bench Right Frame		3X
3	Bench Back Frame		1X
4	Bench Seat Frame		1X
5	Chair Back Frame		2X
6	Chair Seat Frame		2X
7	Table Side		2X
8	Table Apron		2X
9	Table Top		1X
10	Glass Table		1X
11	Chair Cushion		2X
12	Bench Cushion		1X
A	Allen bolt(M6x25mm)		18X
B	Flat washer		48X
C	Allen bolt(M6x40 mm)		30X
D	Allen key		1X

SAFAVIEH OUTDOOR

Weight Capacity :275lbs(single seat)
550lbs(twoperson seat)

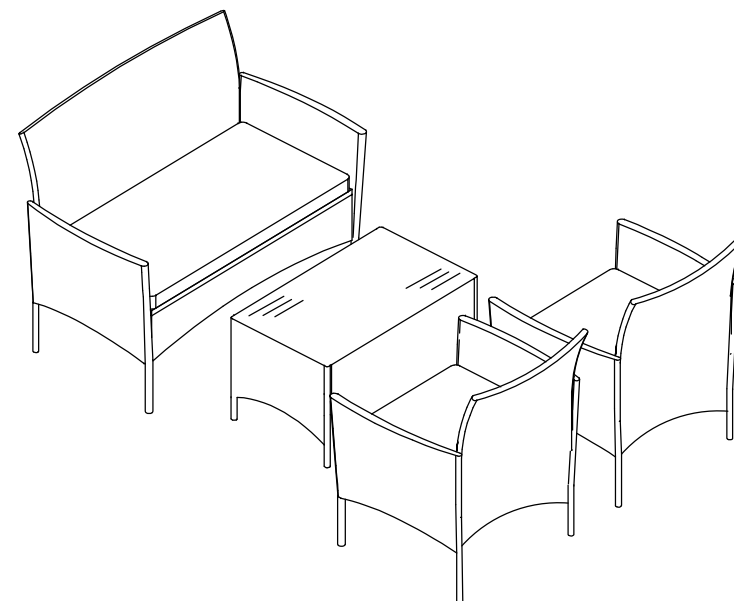
Warning : Do not stand on table

Warning : Do not over torque bolts / screws



Model# PAT7506

Product Dimensions: 41.2"x23.3"x31.1" H (Bench)
22.6"x23.3"x31.1" H (Chair)
27.6"x16.5"x15.6" H (Table)










CARE AND MAINTENANCE

Store outdoor furniture indoors or cover well when not in use.
Remove wooden furniture from standing water. Dust regularly with small brush or vacuum
Spills should be taken care of immediately before they harden or stain with a slightly dampened sponge.

NOTICE

- * Please make sure that you have all parts indicated before you begin assembly of this item
- * This item should be assembled on a soft surface to prevent scratching the finish during assembly
- * This item may require periodic tightening


Part List and Hardware List

PIECE	DESCRIPTION	PICTURE	QUANTITY
7	Table Side		2X
8	Table Apron		2X
9	Table Top		1X
10	Glass Table		1X
A	Allen bolt(M6x25mm)		12X
B	Flat washer		12X
D	Allen key		1X

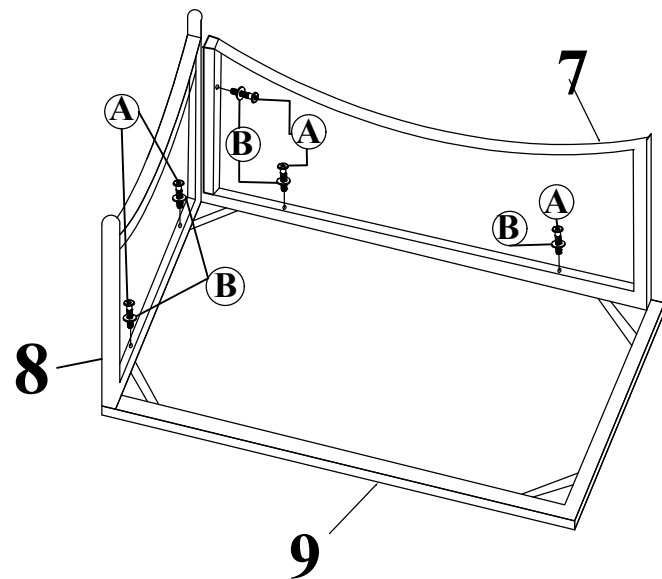


Weight Capacity :275lbs(single seat)
550lbs(twoperson seat)

Warning : Do not stand on table
Warning : Do not over torque bolts / screws

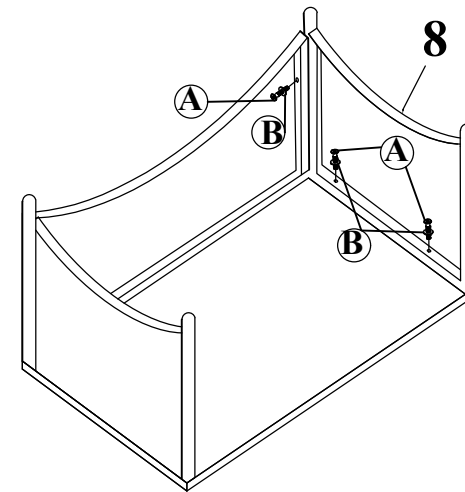


1



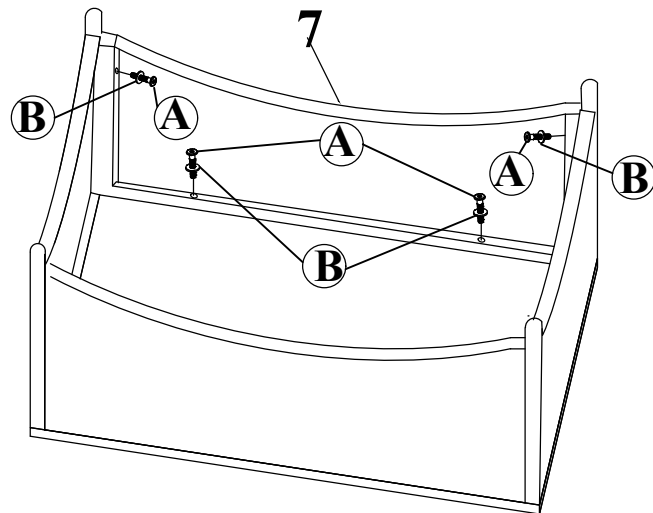
Step 1
Connect Table side (7) - Table Apron (8) & Table top frame (9)
tighten Bolt (A) with Allen key (D)

2




Step 2
Connect part from Step 1 & Table Apron (8) tighten Bolt (A)
with Allen key (D)

3



Step 3
Connect part from Step 2 & Table side (7) tighten Bolt (A)
with Allen key (D)

4



Step 4
Put on Table glass (10) to complete Table