

## CARE AND MAINTENANCE

Store outdoor furniture indoors or cover well when not in use.  
Remove wicker furniture from standing water. Dust regularly with small brush or vacuum  
Spills should be taken care of immediately before they harden or stain with a slightly dampened sponge.

## NOTICE

- \* Please make sure that you have all parts indicated before you begin assembly of this item
- \* This item should be assembled on a soft surface to prevent scratching the finish during assembly
- \* This item may require periodic tightening

 **SAFAVIEH**  
O U T D O O R

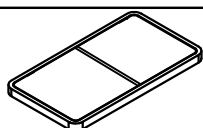

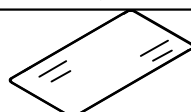


**Weight Capacity: 40 lbs**

**Warning : Do not stand on table**

**Warning : Do not over torque bolts/ screws**




## Part List and Hardware List

PIECE	DESCRIPTION	PICTURE	QUANTITY
H	Table Top		1X
I	Leg		4X
K	Glass table		1X
HW1	Socket screw 6 x 0.5 x 15 mm		16X
HW2	Allen key		1X

Model# PAT7519

Product Dimensions: 23.62 W x 39.37" D x 14.96" H



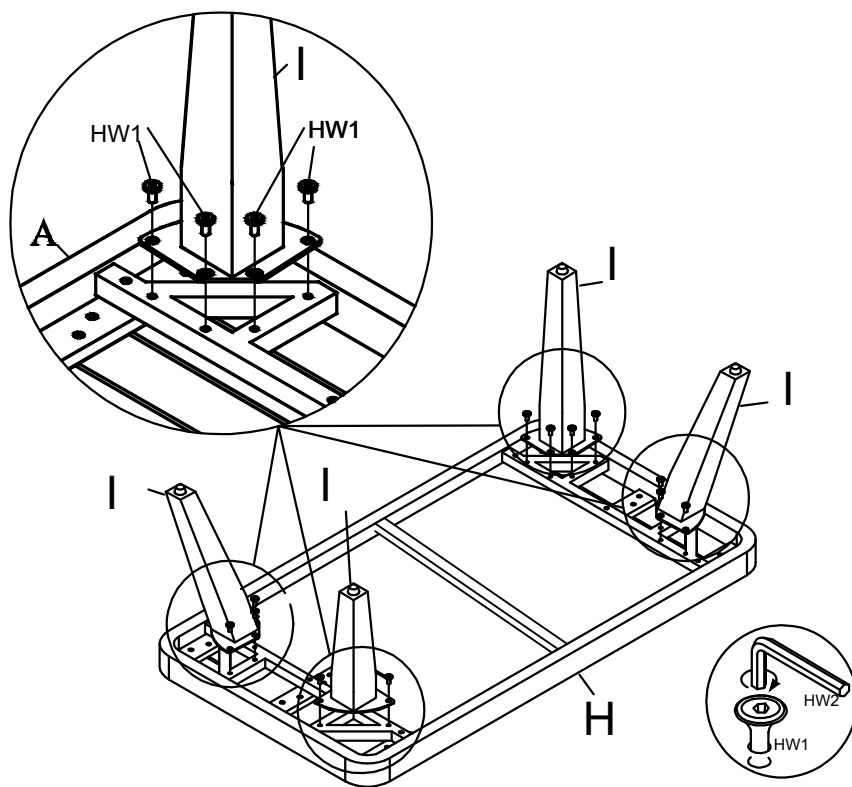
## PREPARATION

Before beginning assembly of product, make sure all parts are present. Compare parts with package contents list and hardware contents list. If any part is missing or damaged, do not attempt to assemble the product.

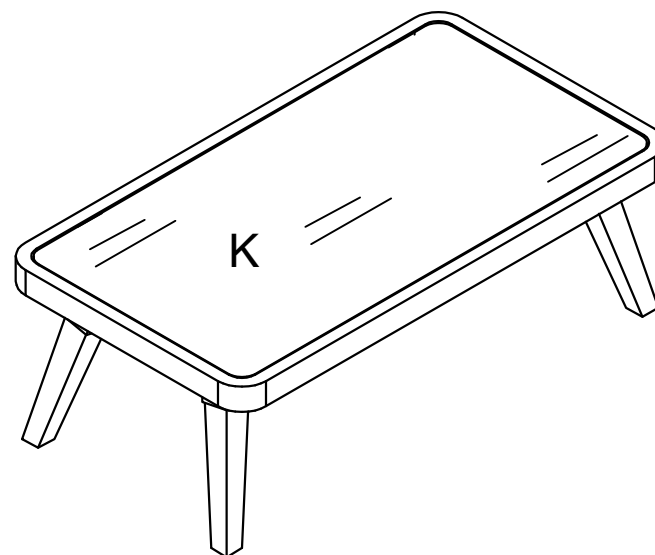
Estimated Assembly Time: 10 minutes.

Tools Required for Assembly (included): Allen Key

1



2



### Step 1

Attach Leg (I) to Table Top (H). Use Bolt (HW1) tighten with Allen Key (HW2).

### Step 2

Put on Table glass (K) to complete Table

Caution : This Table can only be used on a flat, level surface.