

## CARE AND MAINTENANCE

Store outdoor furniture indoors or cover well when not in use.






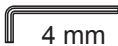
Remove wooden furniture from standing water. Dust regularly with small brush or vacuum

Spills should be taken care of immediately before they harden or stain with a slightly dampened sponge.

## NOTICE

- \* Please make sure that you have all parts indicated before you begin assembly of this item
- \* This item should be assembled on a soft surface to prevent scratching the finish during assembly
- \* This item may require periodic tightening

### Part List and Hardware List

PIECE	DESCRIPTION	PICTURE	QUANTITY
A	top table		1X
B	Leg frame		2X
C	Apron bar		2X
D	Cross bar		1X
E	Screw	 M6X 55	10X
F	Allen key	 4 mm	2X

# SAFAVIEH OUTDOOR

Weight Capacity : 300 Ibs

Warning : Do not stand on table

Warning : Do not over torque bolts / screws



Model# PAT7076

Product Dimensions: 21.6" W x 21.6" D x 14.9" H



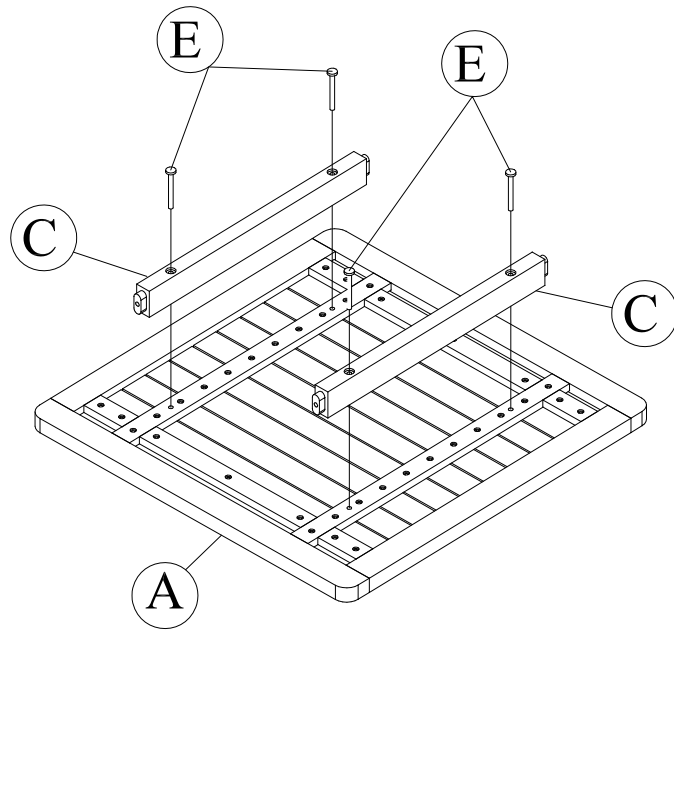
## PREPARATION

Before beginning assembly of product, make sure all parts are present. Compare parts with package contents list and hardware contents list. If any part is missing or damaged, do not attempt to assemble the product.

Estimated Assembly Time: 30 minutes.

Tools Required for Assembly (included): Allen Key

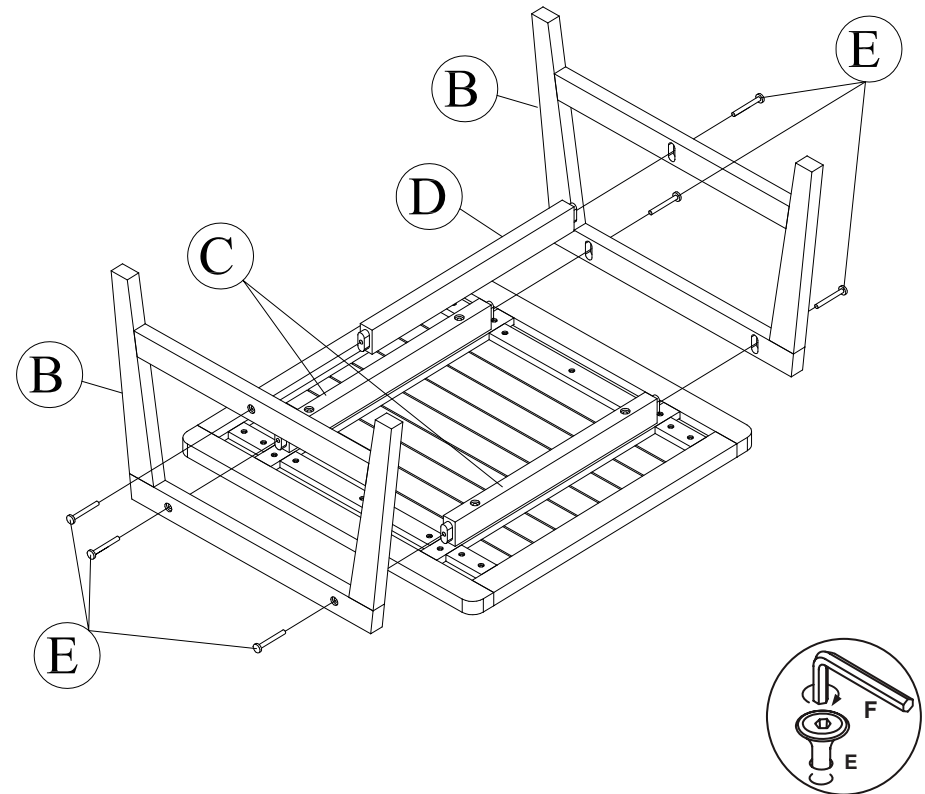
1



Step 1

Attached Apron bar (C) to Top table (A).  
Using Screw (E) tighten with Allen key (F)

2



Step 2

Attached Leg frame (B) and the Cross bar (D) to the Top table (A). Using Screw (E) tighten with Allen key (F)