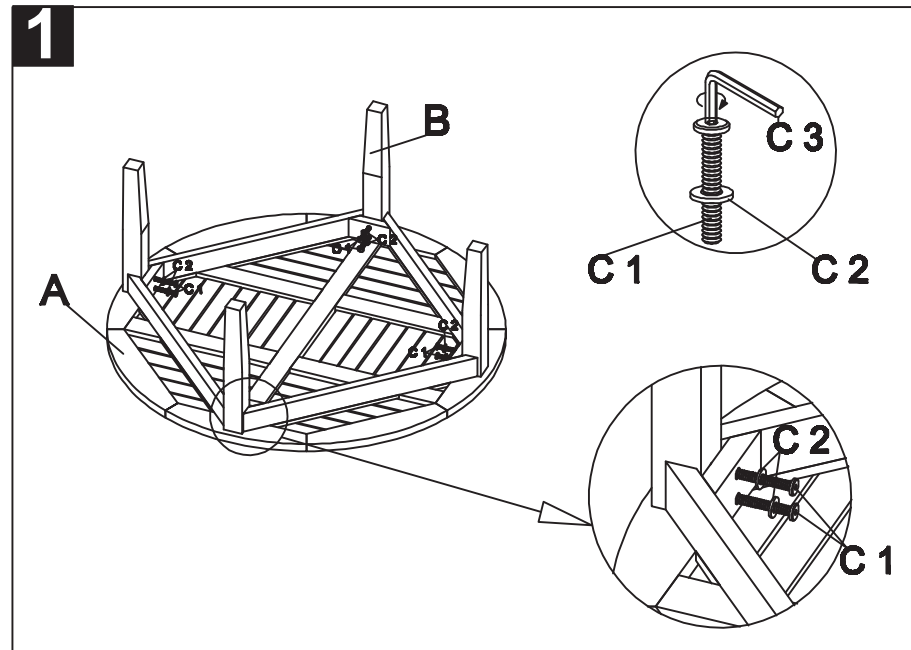


# PREPARATION

---

Before beginning the assembly of the product, make sure all parts are present. Compare the parts with the package contents list and hardware contents list. If any parts are missing or damaged, do not attempt to assemble the product. Tool required for assembly (included): Allen Key.



Step 1: attach the leg (B) to the top (A) by using washer (C2) and Allen Bolt (C1) as shown on the picture. Tighten all legs by using the Allen Key (C3).

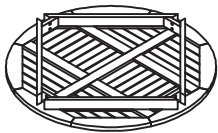
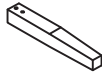


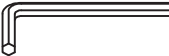
## CARE AND MAINTENANCE

Store outdoor furniture indoors or cover well when it is not in use. Dust regularly with small brush or vacuum. Spills should be taken care of immediately before they harden or stain with a slightly dampened sponge.

## NOTICE

Please make sure that you have all parts indicated before you begin assembly of this item.

### Part List and Hardware List

PIECE	DESCRIPTION	PICTURE	QUANTITY
<b>A</b>	Top		<b>1 X</b>
<b>B</b>	Leg		<b>4 X</b>
<b>C1</b>	Allen Bolt	 M8x50	<b>8 X</b>
<b>C2</b>	Washer		<b>8 X</b>
<b>C3</b>	Allen Key		<b>1 X</b>

 **SAFAVIEH**  
OUTDOOR LIVING

MODEL# PAT6719

Product Dimension: 35.43"W x 35.43"D x 14.17"H

Weight capacity : 40 lbs.

Warning : Do not stand on the table

Warning : Do not torque bolts / screws

