

CARE AND MAINTENANCE

Store outdoor furniture indoors or cover well when not in use.

Remove wooden furniture from standing water. Dust regularly with small brush or vacuum

Spills should be taken care of immediately before they harden or stain with a slightly dampened sponge.

NOTICE






* Please make sure that you have all parts indicated before you begin assembly of this item

* This item should be assembled on a soft surface to prevent scratching the finish during assembly

* This item may require periodic tightening

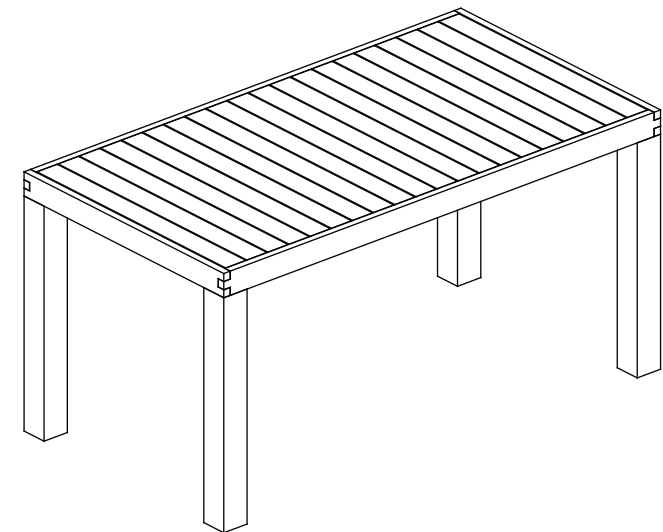


Part List and Hardware List

PIECE	DESCRIPTION	PICTURE	QUANTITY
A	Top Frame table		1X
B	Leg - 1		2X
C	Leg - 2		2X
D	Allen bolt L	 M8x65	12X
E	Allen key	 4 mm	1X

Model# PAT7029

Product Dimensions:31.5" W x 59" D x 29.52" H



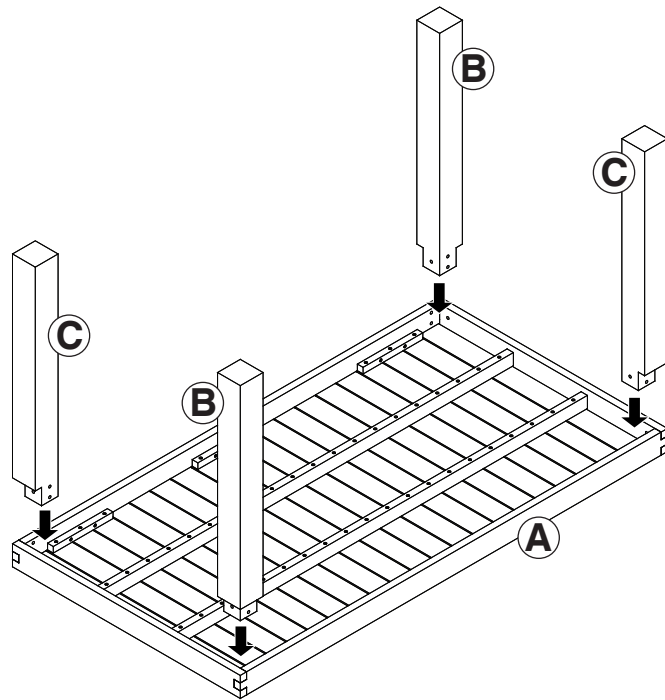
PREPARATION

Before beginning assembly of product, make sure all parts are present. Compare parts with package contents list and hardware contents list.
If any part is missing or damaged, do not attempt to assemble the product.

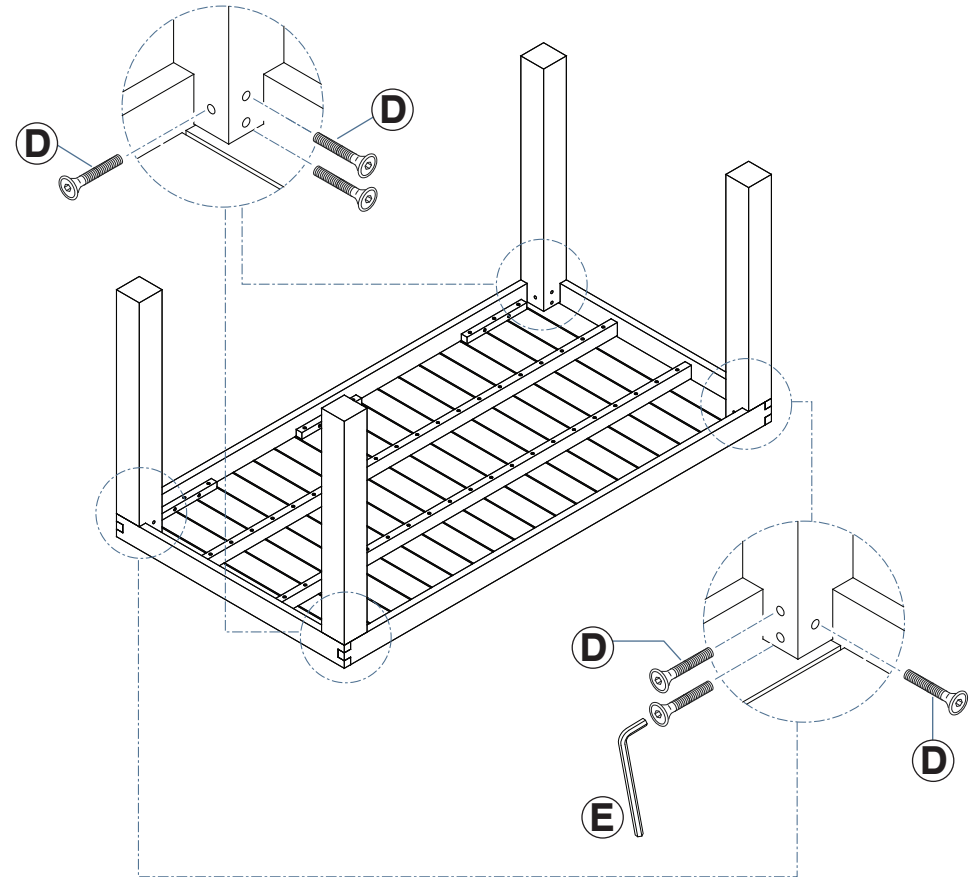
Estimated Assembly Time: 10 minutes.

Tools Required for Assembly (included): Allen Key

1



2



Step 1
Attach legs (B),(C) to top frame table (A).

Step 2
Using bolts (D), tighten with allen key (E).