

CARE AND MAINTENANCE

Store outdoor furniture indoors or cover well when not in use.
Remove wooden furniture from standing water. Dust regularly with small brush or vacuum
Spills should be taken care of immediately before they harden or stain with a slightly dampened sponge.

NOTICE

- * Please make sure that you have all parts indicated before you begin assembly of this item
- * This item should be assembled on a soft surface to prevent scratching the finish during assembly
- * This item may require periodic tightening




**Weight Capacity : 275 lbs (single seat)
550 lbs (two person seat)**
Warning : Do not stand on bench
Warning : Do not over torque bolts/screws



Part List and Hardware List

PIECE	DESCRIPTION	PICTURE	QUANTITY
1	Chair/Right Frame		6X
2	Chair/Left Frame		6X
3	Chair/Back Frame		6X
4	Chair Seat		6X
5	Chair Front Panel		6X
6	Table Top		1X
7	Table side		4X
8	Table Legs		4X
9	Panel Frame		1X
10	Chair Seat Cushion		6X
11	Table Glass		1X
A	Allen bolt(M6x20 mm)		20X
B	Allen bolt(M6x30 mm)		44X
C	Allen bolt(M6x40 mm)		30X
D	Flat washer		94X
E	Allen key		3X

Model# PAT7702- 2/3
Product Dimensions:
47.24"x47.24"x29.13" H (Table)
22.44"x22.44"x34.65" H (Chair)



CARE AND MAINTENANCE

Store outdoor furniture indoors or cover well when not in use.
Remove wooden furniture from standing water. Dust regularly with small brush or vacuum
Spills should be taken care of immediately before they harden or stain with a slightly dampened sponge.

NOTICE

- * Please make sure that you have all parts indicated before you begin assembly of this item
- * This item should be assembled on a soft surface to prevent scratching the finish during assembly
- * This item may require periodic tightening

 **SAFAVIEH**
O U T D O O R

Weight Capacity : 275 lbs (single seat)
550 lbs (two person seat)

Warning : Do not stand on bench

Warning : Do not over torque bolts/screws











Model# PAT7702- 2/3


Product Dimensions:

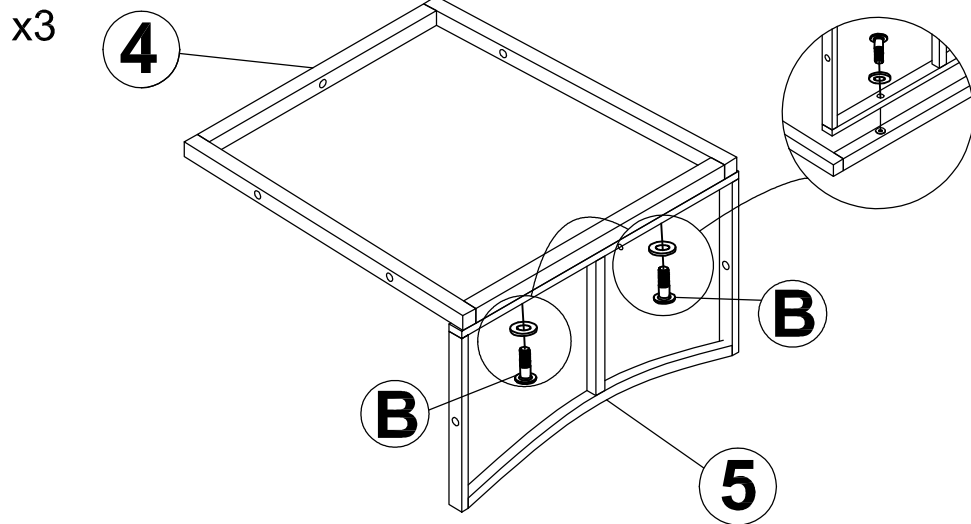
22.44"x22.44"x34.65" H (Chair)



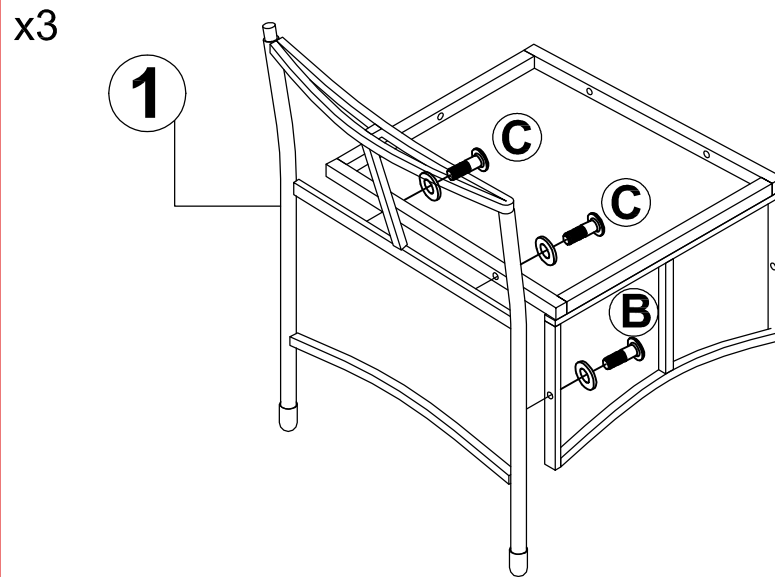
Part List and Hardware List

PIECE	DESCRIPTION	PICTURE	QUANTITY
1	Chair/Right Frame		3X
2	Chair/Left Frame		3X
3	Chair/ Back Frame		3X
4	Chair seat		3X
5	Chair front panel		3X
10	Chair Seat Cushion		3X
B	Allen bolt(M6x30 mm)		18X
C	Allen bolt(M6x40 mm)		15X
D	Flat washer		33X
E	Allen key		1X

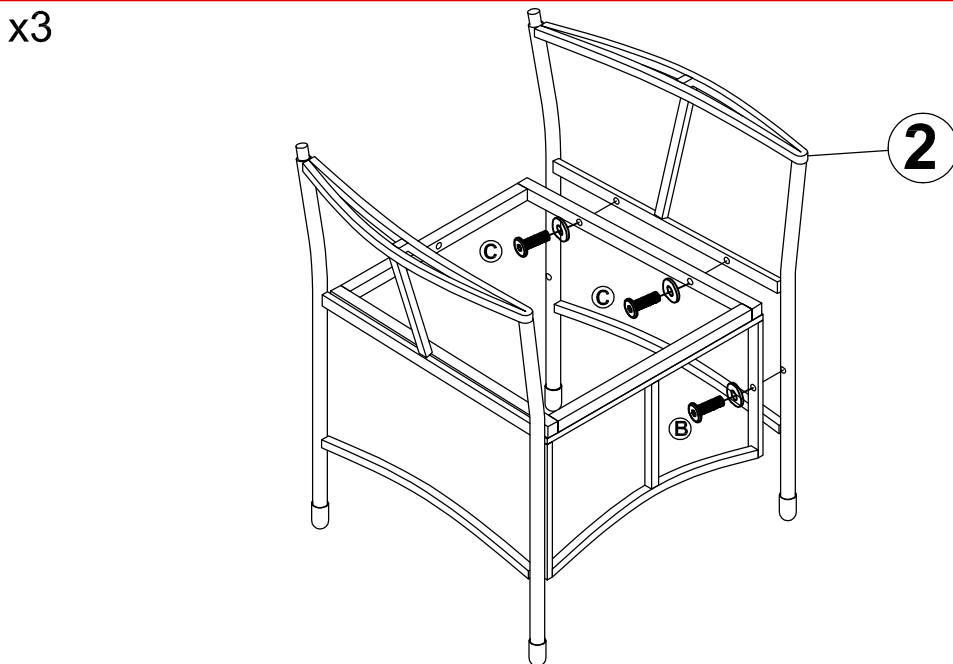




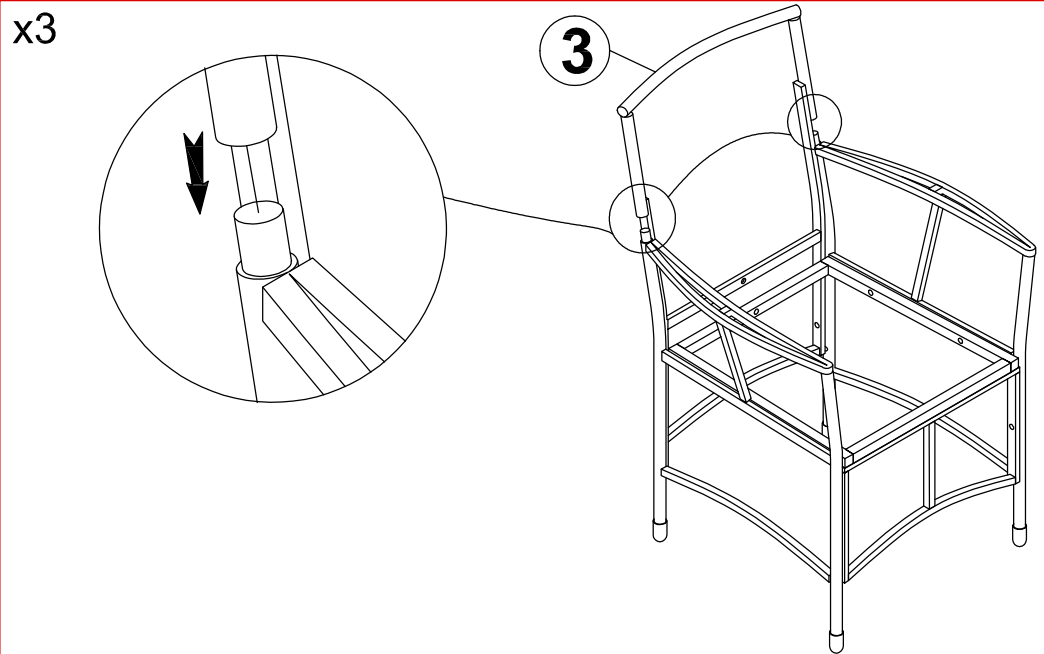
STEP 1 : Connect Chair Seat (4) and Chair Front Panel (5), tighten Bolt (B), Flat washer (D) With Allen key (E).



STEP 2 : Connect the Part from STEP 1 and Right Frame (1) tighten Bolt (B), (C) Flat washer (D) With Allen key (E).

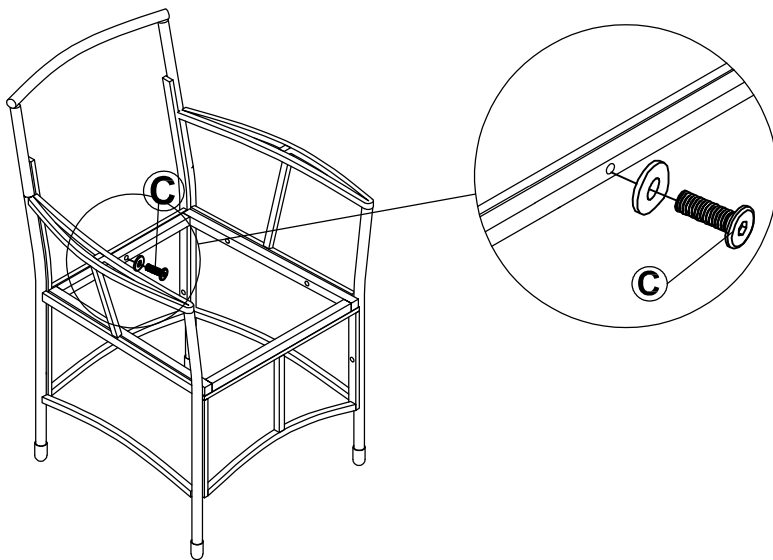


STEP 3 : Connect the Part from STEP 1 and Left Frame (2) tighten Bolt (B), (C) Flat washer (D) With Allen key (E).

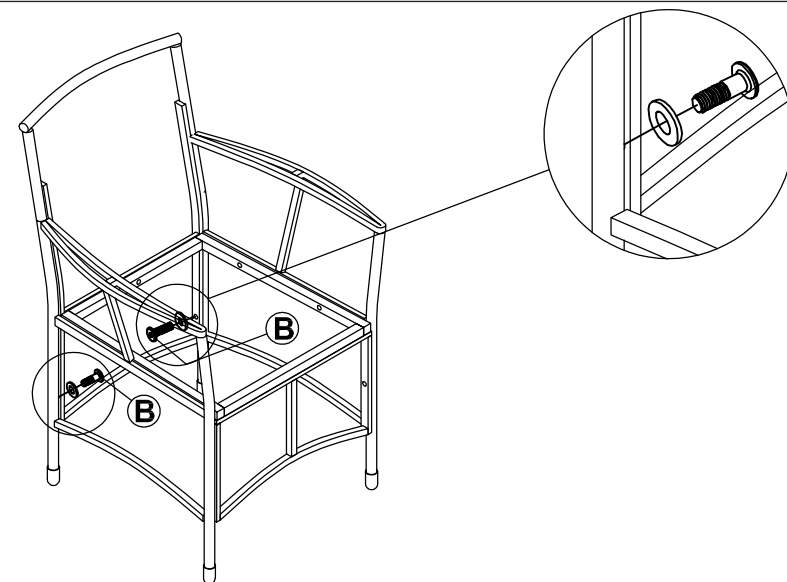


STEP 4 : Connect the Part from STEP 3 and Chair Back Frame (3)

x3



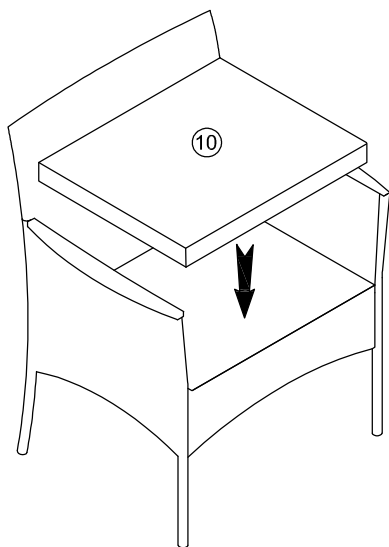
x3



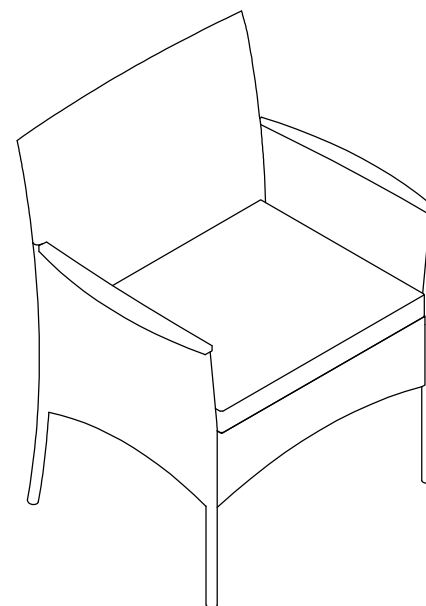
STEP 5 : Connect the Part from STEP4 and Bolt (C) , Flat washer (D) with Allen key (E).

STEP 6 : Connect the Part from STEP 5 and Bolt (B), Flat washer (D) with Allen key (E).

x3



x3



STEP 7 : Put Seat Cushion (10) on Chair to complete Chair.

FINISH