

## CARE AND MAINTENANCE

Spot clean using a mild water-free solvent. Only a professional cleaner should undertake a complete overall cleaning.

The use of steam or water-based cleaners may cause excessive shrinking or staining.

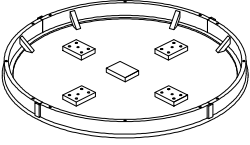
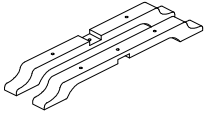

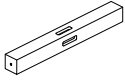
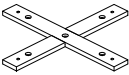





## NOTICE

\* Please make sure that you have all parts indicated before you begin assembly of this item

\* This item should be assembled on a soft surface to prevent scratching the finish during assembly

\* This item may require periodic tightening.


## PART LIST AND HARDWARE LIST

A	TABLE TOP		1X
B	TABLE BASE		2X
C	STRETCHERS		4X
D	LEGS		1X
E	MOUNTING PLATE		1X
HW1	LONG BOLT	6.3*1.3*60 mm 	5X
HW2	SHORT BOLT	6.3*1.3*40 mm 	9X
HW3	SPRING WASHER	8.5 mm 	14X
HW4	WASHER	8.5 mm 	14X
HW5	ALLEN KEY	4 mm 	1X

# SAFAVIEH FURNITURE

**Model #: DNS9205A**

**Product Dimensions: 40"W x 40"D x 30"H**



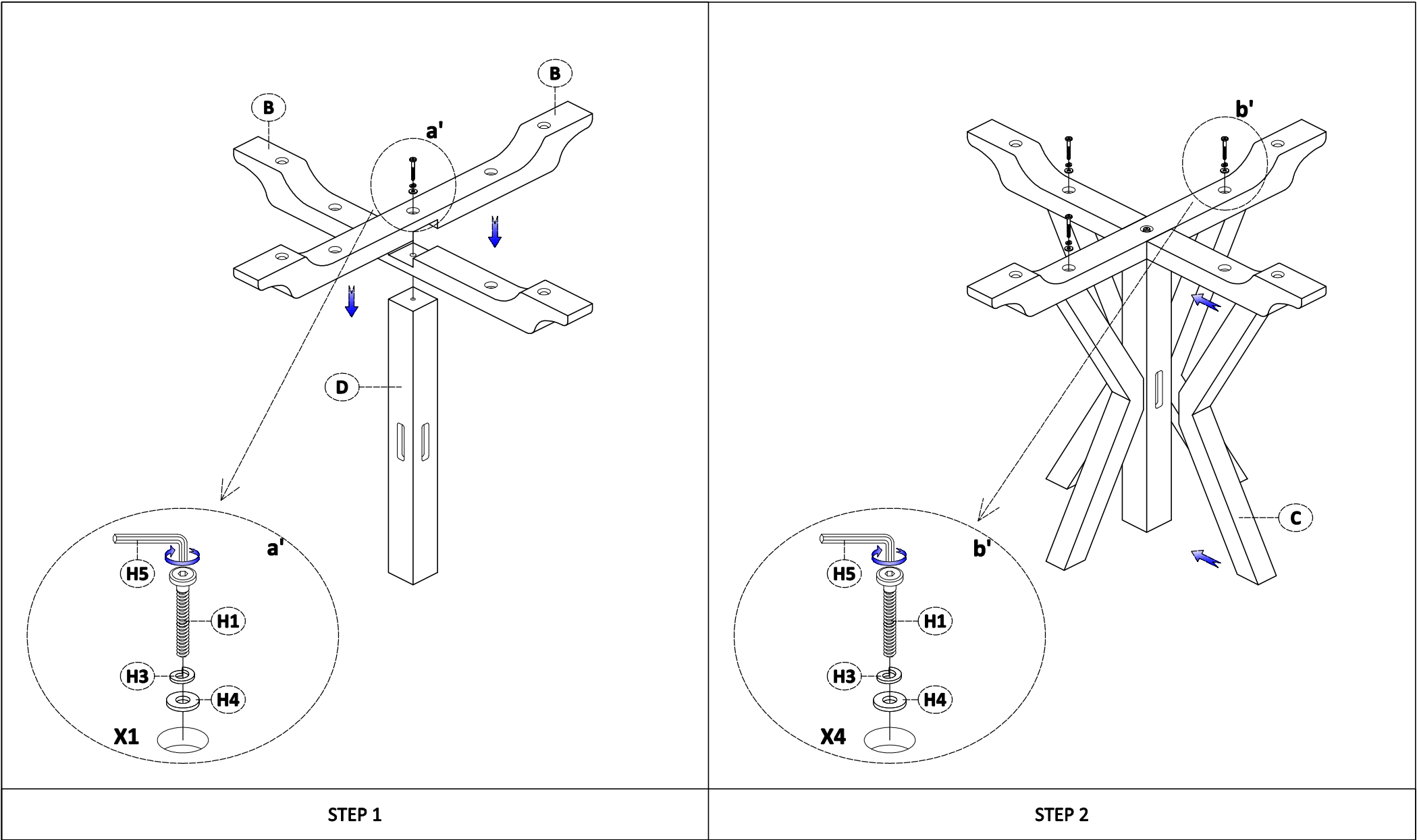
**Weight capacity: 195lbs**

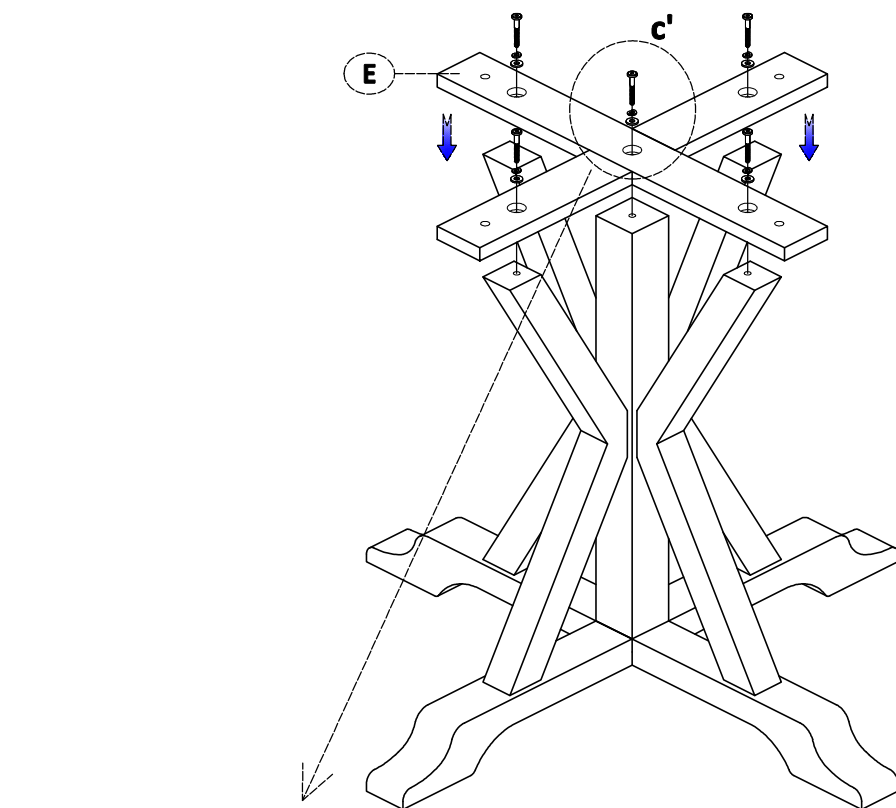
**WARNING: DO NOT STAND ON TABLE**

**WARNING: DO NOT OVER TORQUE BOLTS**

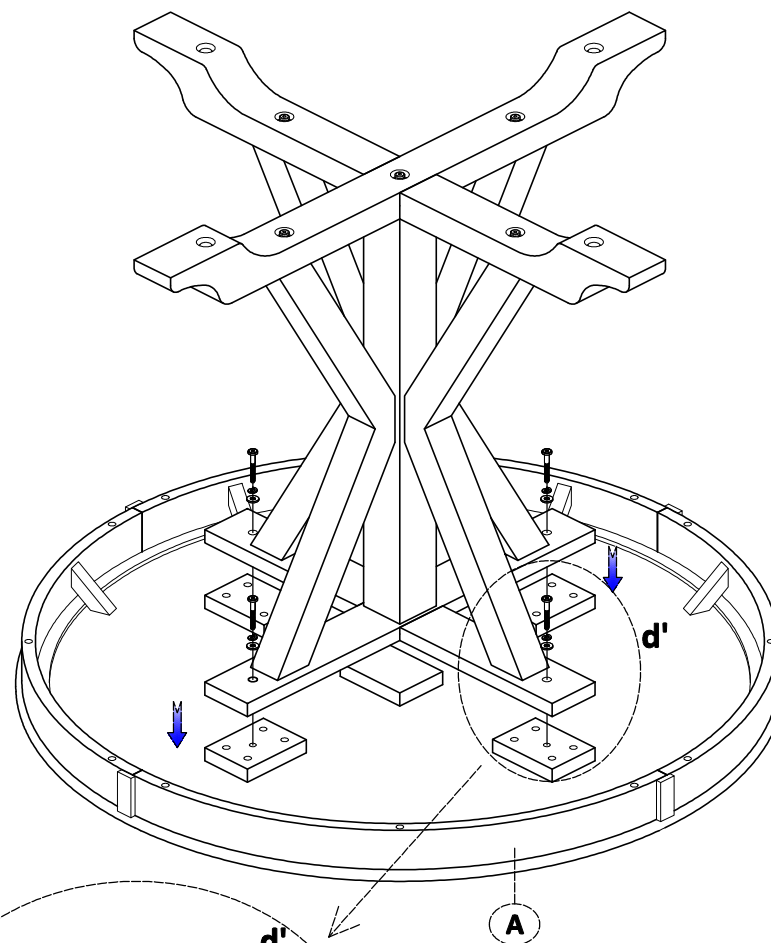
**PREPARATION**

Before beginning assembly of product, make sure all parts are present. Compare parts with package contents list and hardware contents list.  
If any part is missing or damaged, do not attempt to assemble the product.  
Estimated Assembly Time: 10 minutes.  
Tools Required for Assembly (included): Allen Key





STEP 3



STEP 4