

## CARE AND MAINTENANCE

Store outdoor furniture indoors or cover well when not in use.

Remove wooden furniture from standing water. Dust regularly with small brush or vacuum

Spills should be taken care of immediately before they harden or stain with a slightly dampened sponge.

## NOTICE

- \* Please make sure that you have all parts indicated before you begin assembly of this item
- \* This item should be assembled on a soft surface to prevent scratching the finish during assembly
- \* This item may require periodic tightening

 **SAFAVIEH**  
O U T D O O R

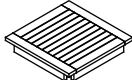





**Weight Capacity : 44 Ibs**

**Warning : Do not stand on table**

**Warning : Do not over torque bolts / screws**

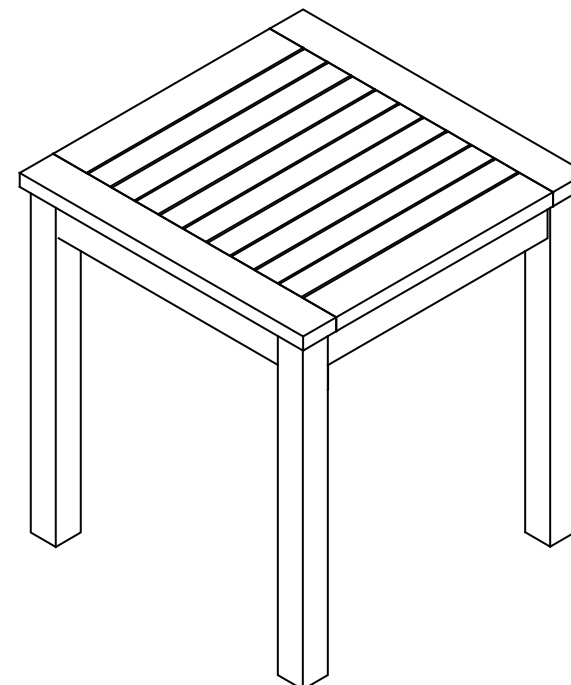


## Part List and Hardware List

PIECE	DESCRIPTION	PICTURE	QUANTITY
A	Table Top		1X
B	Table leg		4X
C	Bolts	 M8X70	8X
D	Spring washer		8X
E	Flat washer		8X
F	Allen key	 LG4	1X

Model# PAT-7307

Product Dimensions: 20.08" W x 20.08" D x 22.05" H



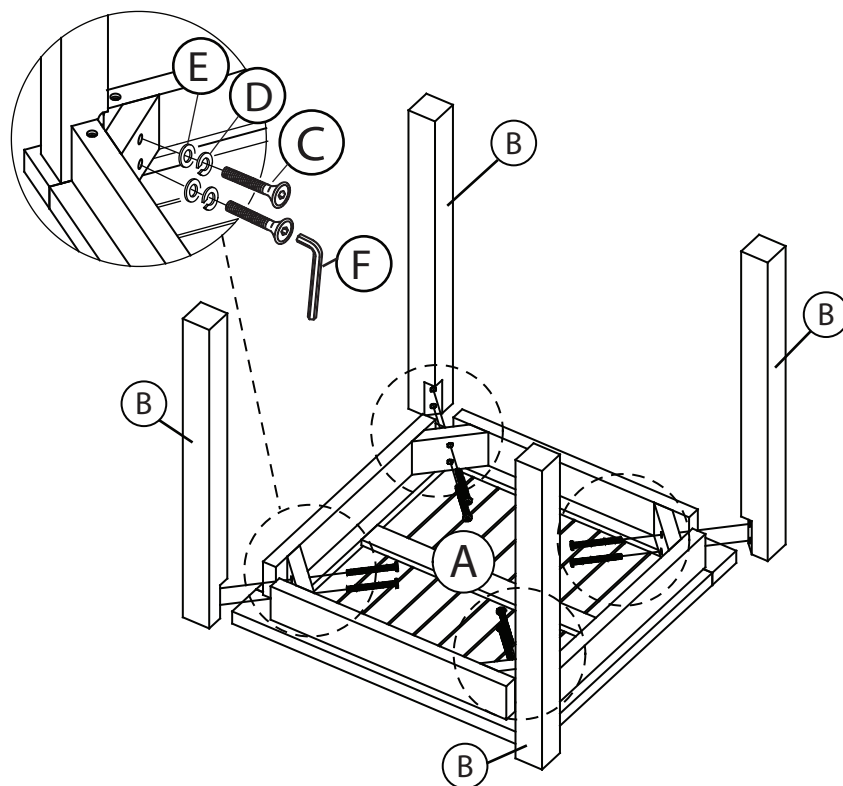
## PREPARATION

Before beginning assembly of product, make sure all parts are present. Compare parts with package contents list and hardware contents list. If any part is missing or damaged, do not attempt to assemble the product.

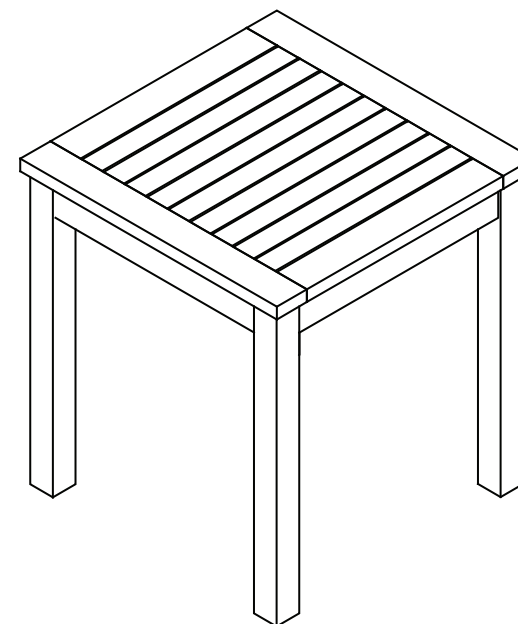
Estimated Assembly Time: 10 minutes.

Tools Required for Assembly (included): Allen Key

1



2



### Step 1

Attach leg table (B) to Table top (A) ,use Bolts (C), and Spring washer (D) and Flat washer (E) tighten with allenkey (F).

Step 2 Caution: This Table can only be used on a flat, level surface