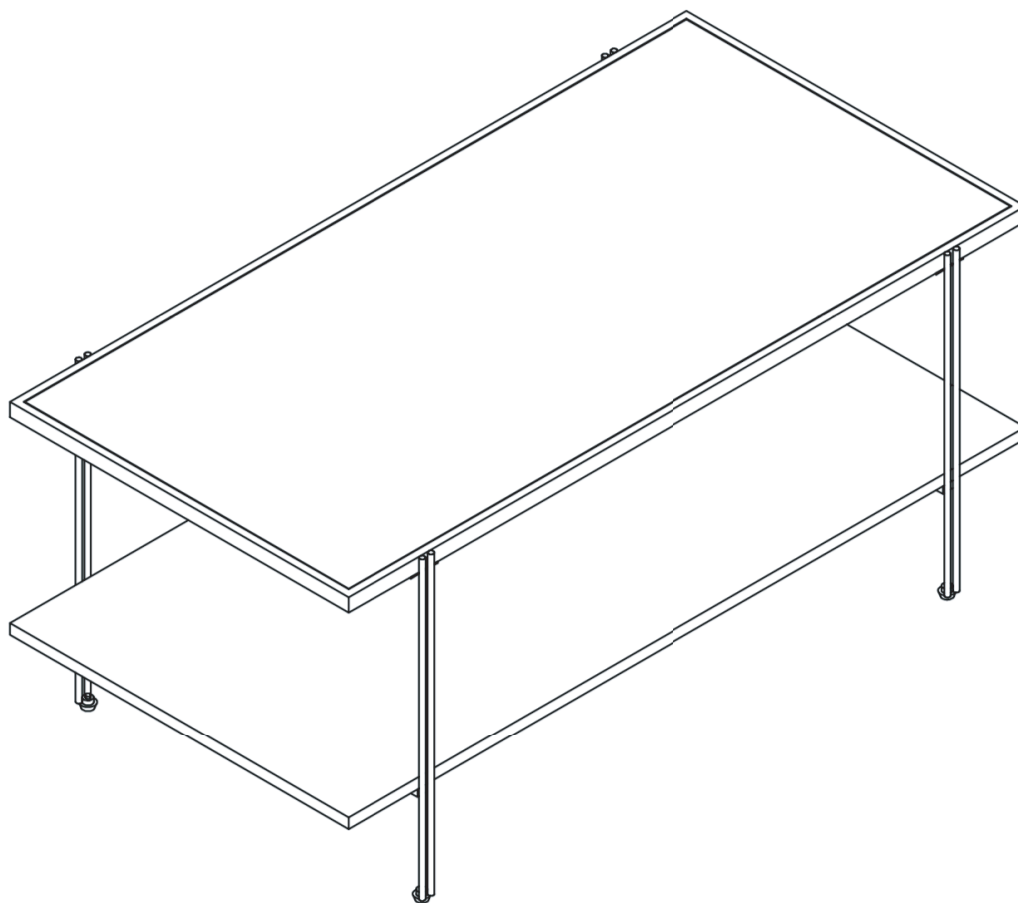


Let's build the

Asher Coffee Table

SKU 31201



Scan me!

Inspiration
Digital Instructions
Free Lifetime Warranty

nathan james

23-0130

Ok, let's get rolling

This should be easy, just follow our instructions and you will be back to Netflix in no time.

Estimated time for assembly



30:00

What you need

- Some of your favourite bubbly or your preferred relaxant
- Use the packaging carton as a working surface to prevent product damage during assembly
- Phillips head screwdriver

Weight Limitation



99

lbs per shelf

Toll-free at 1-866-619-1004
Help@nathanjames.com
Nathanjames.com/help

What's included

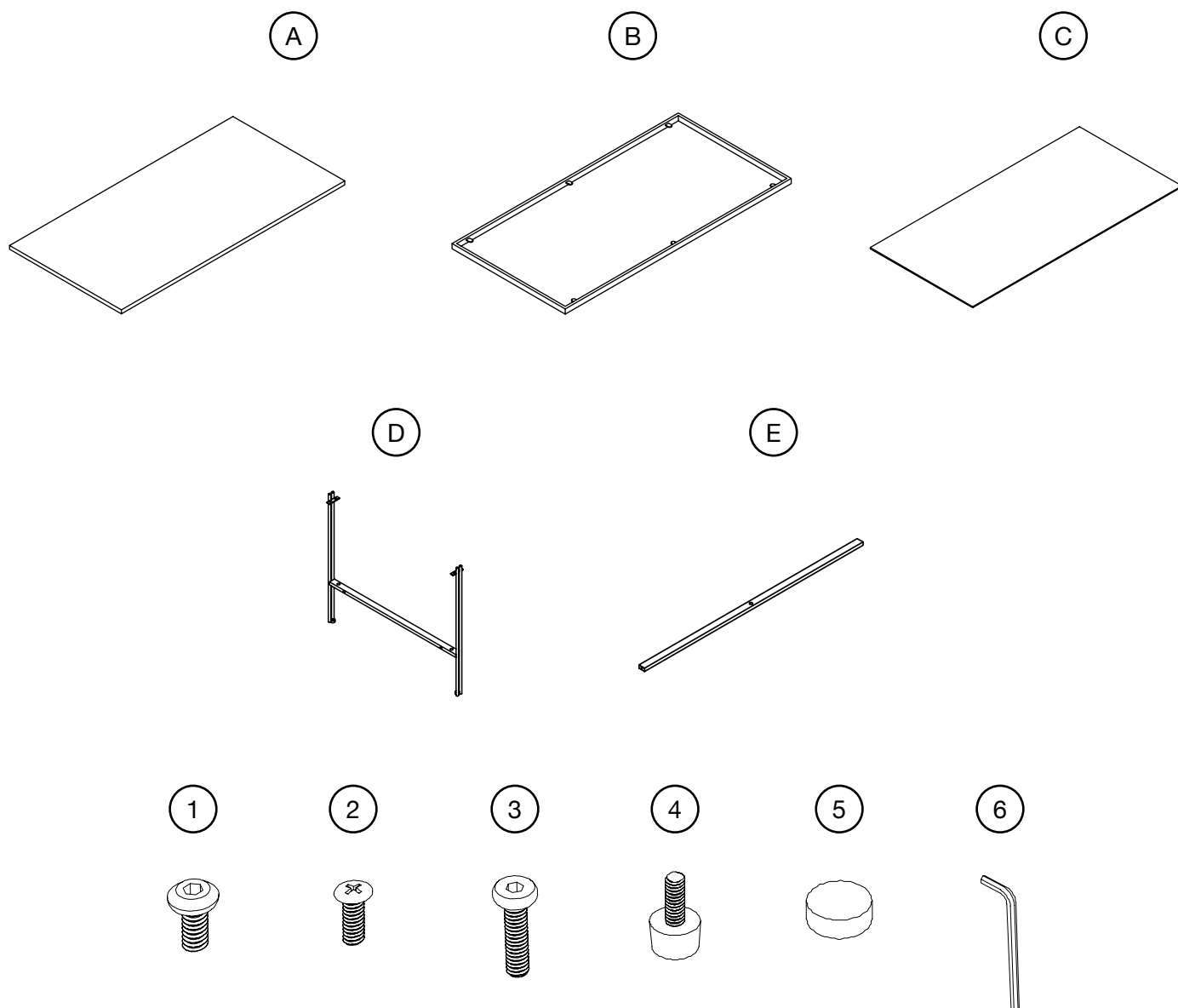
Description		Qty
A	Wooden Shelf	1
B	Table Top Metal Frame Support	1
C	Glass	1
D	Side Frame	2
E	Bottom Transverse Tubes	2
1	M6*20mm Bolt	6
2	M4*15mm Bolt	8
3	M5*30mm Bolt	4
4	Leveler	8
5	Glass Protection	6
6	Allen Key	1

Scan me!

Inspiration
Digital Instructions
Free Lifetime Warranty



The goods



IMPORTANT

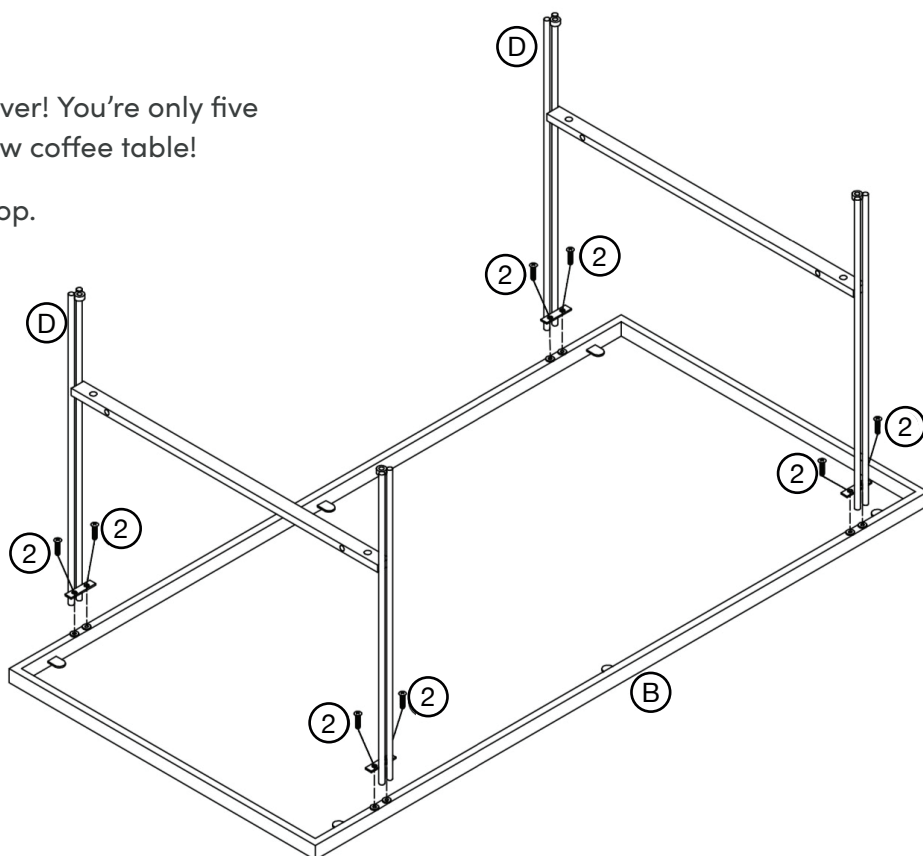
1. Do not tighten bolts / screws completely until all bolts / screws are lined up and inserted into holes.
2. Do not over tighten screws and bolts to avoid stripping.
3. Please use hand tools to assemble this product. Do not use power tools.



Step 1


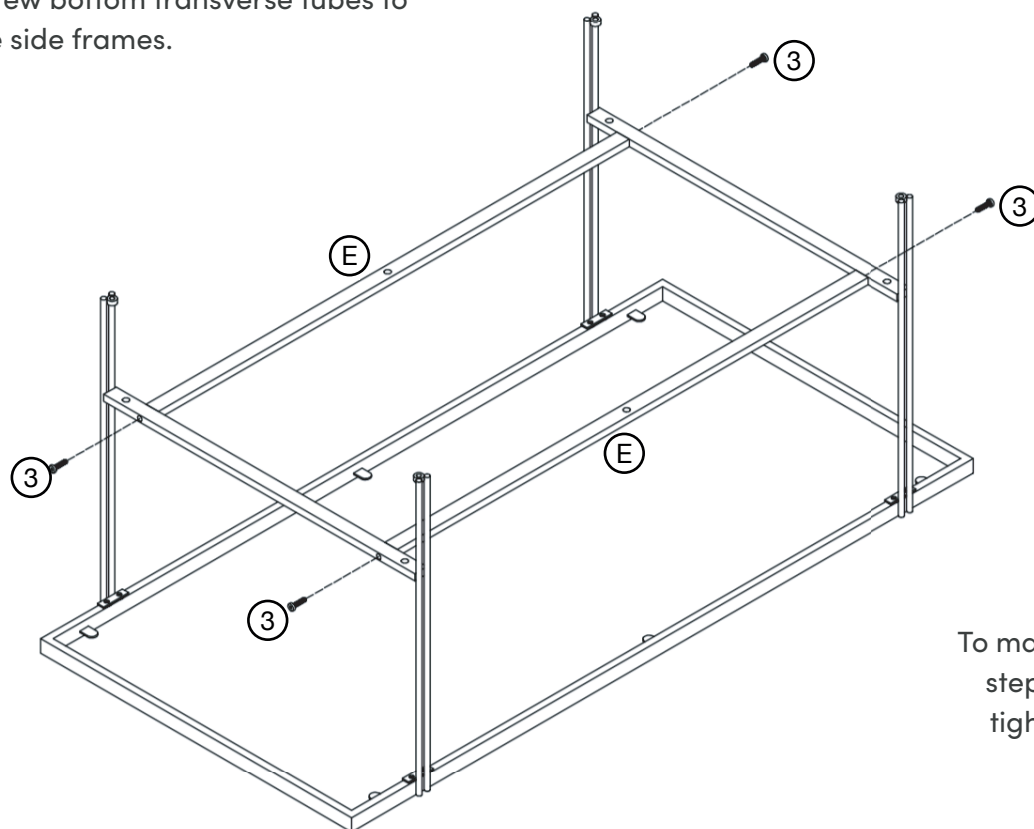
Grab a drink and a screwdriver! You're only five steps away from a brand new coffee table!

Screw side frames to table top.



Step 2

Screw bottom transverse tubes to the side frames.

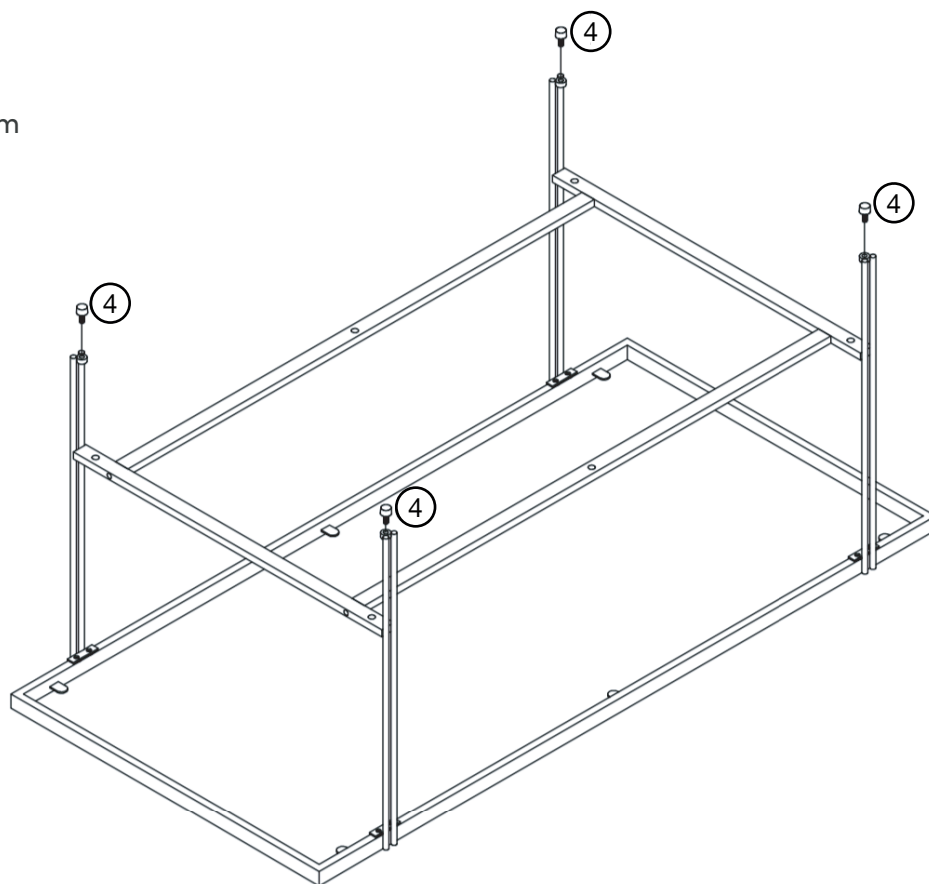


To make future assembly steps easier, be sure to tighten Part 3 only 75% until after Step 4.




Step 3

Attach levelers to the bottom of the side frames.

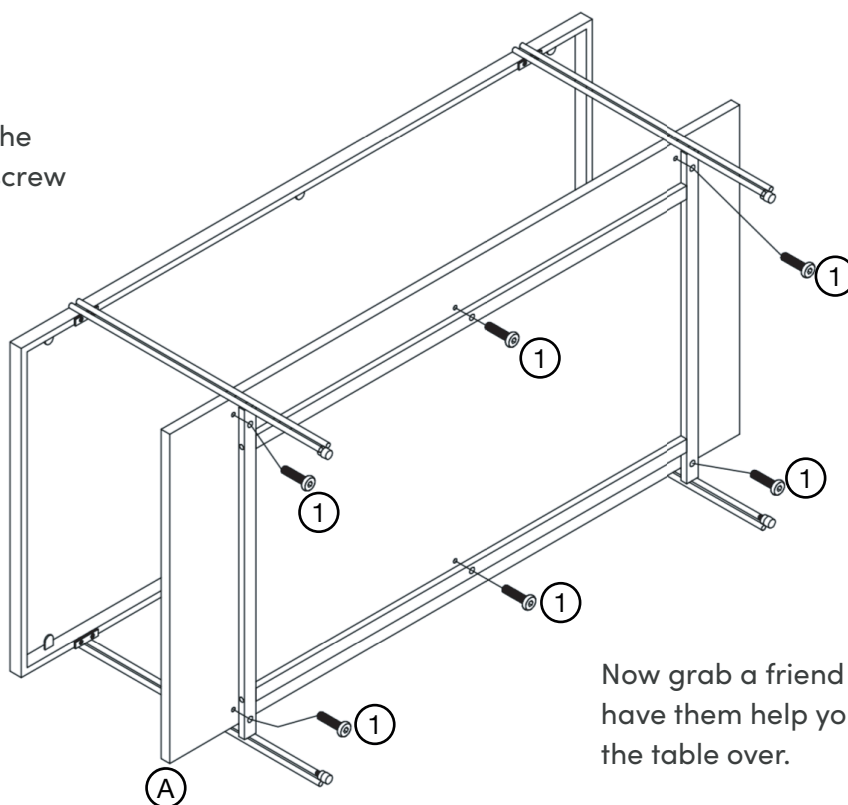


Step 4

Place wooden shelf on top of the bottom transverse tubes and screw tightly to the side frames.



Tighten all components to 100%, including Part 3 from Step 2.

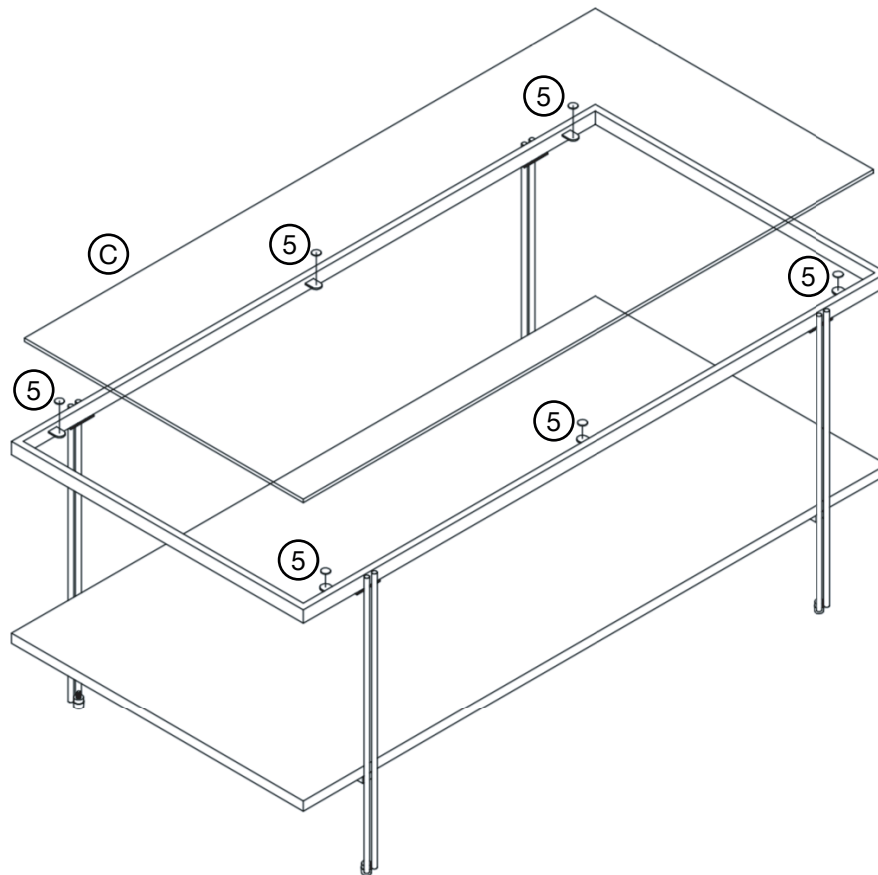


Now grab a friend and have them help you flip the table over.



Step 5

Place glass protection along the inside table top edges and (carefully!) set the glass on top.



Ta-da! That wasn't so bad, was it?
Now order that pizza you've been
thinking about since Step 1—you
deserve it!



No heartburn, when we handle the return

Give us a call **1-866-619-1004** or shoot us a message
at **help@nathanjames.com** we will issue you a free
replacement with **zero hassle**.

Our way



Give us a call



Replacement



You

Their way



Re-package item



Schedule pick up



Track package



Replacement



You

We really don't want you to go through the hassle of re-packaging your item
and sending it back, because let's be honest...nobody has time for that.



Safety first, fun later

We want your Asher coffee table to last as long as possible, so we recommend that you tighten the screws 2 weeks after assembly and for added safety check the tightness of all screws every 2 months.

For proper care and treatment of metal please check our website at NathanJames.com/products

Safe use of this product starts with you.

Use this coffee table responsibly with the primary concern for your safety. Follow assembly instructions carefully and inspect product upon receipt and each use.

Nathan James and its parent companies cannot be held legally responsible for any injuries or death resulted from failure to follow instructions or improper use of this product.

Do not modify the structure of this product in any way.

Our products have been tested to meet specific safety measures as they were originally intended to be sold. Any modifications will present the risk of creating significant safety issues which NJ will not be responsible for.

Proper use

- | | |
|---------------|--|
| DO NOT | use for commercial purposes |
| DO NOT | place on uneven floor or surface |
| DO NOT | use as a step-stool or stand on table top |
| DO NOT | put hot serving liquid directly on table top |
| DO NOT | use if table is damaged or broken |
| DO NOT | make temporary repairs |
| DO NOT | use outdoors |



We are only in business if you're happy

For starters, thanks for being you.

☎ Toll-free at 1-866-619-1004


✉ Help@nathanjames.com

🌐 NathanJames.com/help

We do our best to ensure your furniture arrives without any problems, but occasionally mistakes happen—as humans we are imperfect beings. In the event that a part is damaged or missing, we will be more than happy to provide you with replacement part(s) for free.

Warranty

This product comes with a lifetime warranty from the date of purchase. Please use your phone to scan the QR code to register your product or visit <https://goo.gl/i9dk3q>



Did we do alright? Please spread the love!

If you are happy with your product, tell your friends and family about us or even better leave us a review online. Spreading the word gives us the opportunity to make more people happy and keep our prices low for your next purchase.

Brooklyn Burdon

Founder, Nathan James